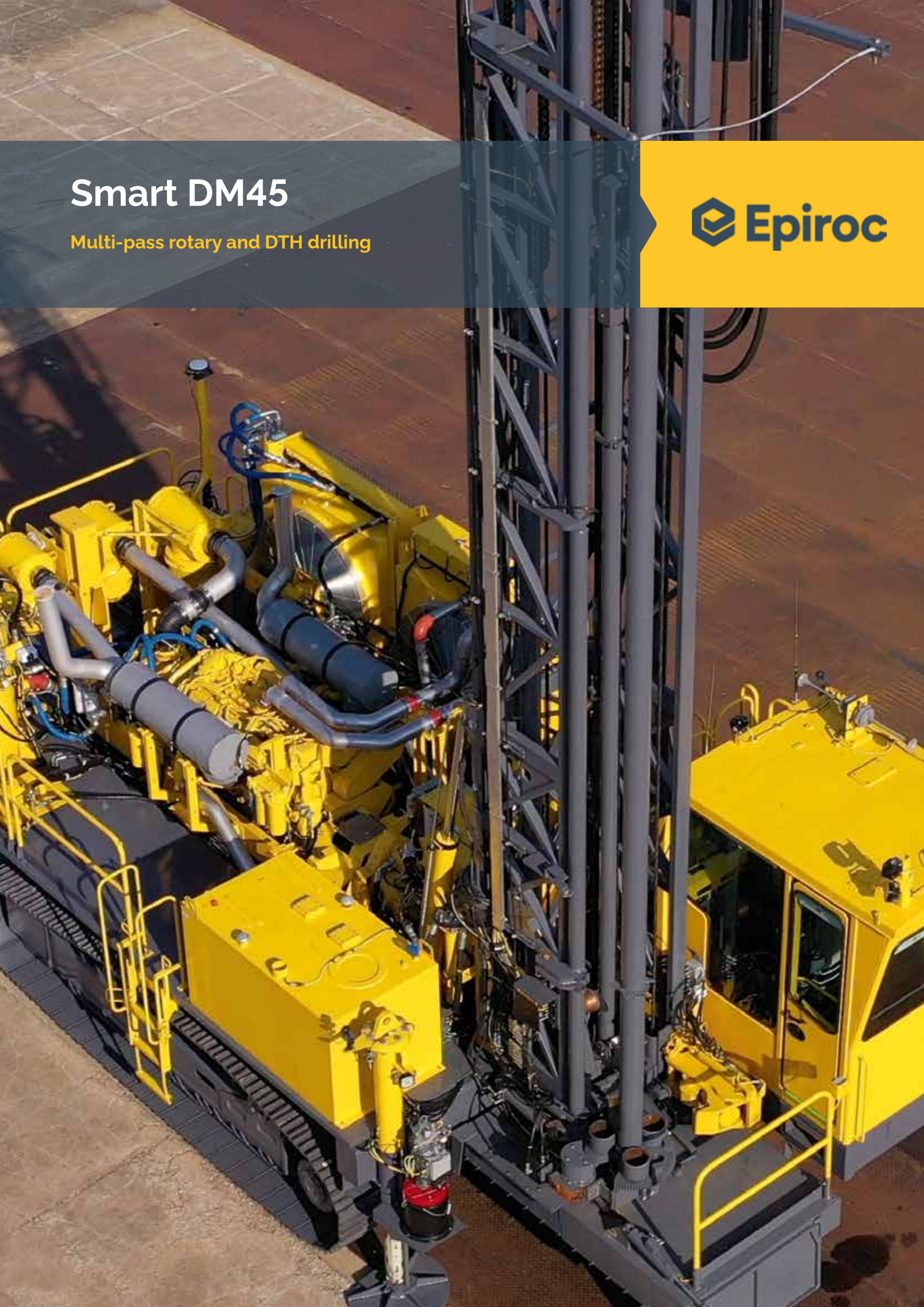


Smart DM45

Multi-pass rotary and DTH drilling



A legend, evolved for the future.

Like its Smart DML counterpart, Epiroc's Smart DM45 drilling rig is built for productivity, delivering unsurpassed availability and utilization for drilling industry applications.

Epiroc's heavy-duty Smart DM45 expands on one of the world's most popular drills - for good reason. The DM45 has been proven in some of the toughest mining conditions, delivering productivity, reliability, and low operating costs year after year. The DM series is so woven into the fabric of the industry that many operators learned to drill holes with a DM45. Today, you'll find these drills operating in over 50 different countries around the world.



Key benefits

Efficient drilling

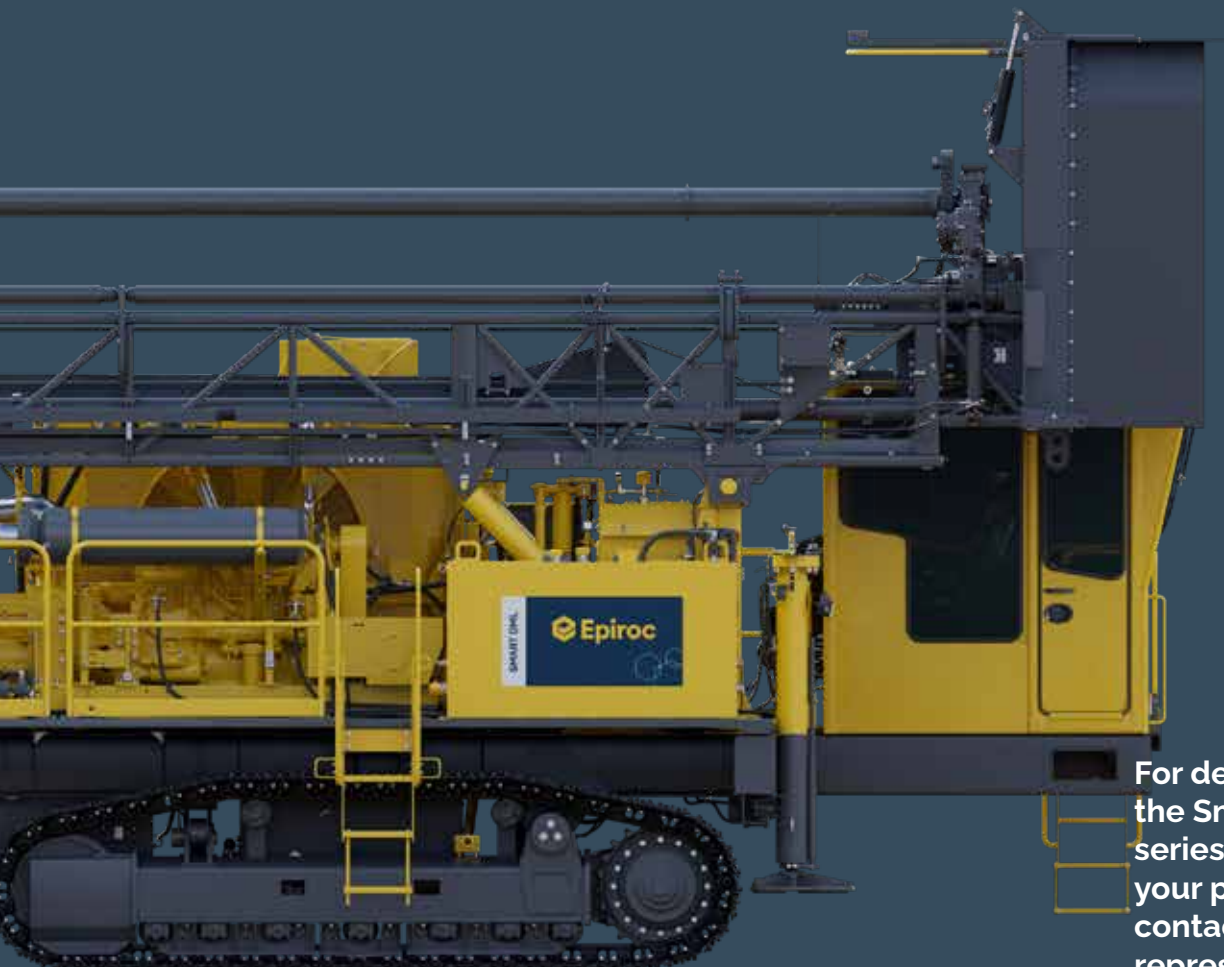
The Smart DM45 is a crawler-mounted, hydraulic tophead-drive rig that is suitable for a variety of multi-pass rotary and DTH drilling applications. It features a 30 ft (9.1 m) drill pipe change and a standard 5-rod carousel. With one rod under the rotary head, these units have a total clean depth capacity of 175 ft (53.3 m).

Powerful performance

Feed pressure generates a pulldown of up to 45,000 lbf (200 kN) for the Smart DM45. The drill utilizes a diesel engine to drive the air compressor and hydraulic system. The powerful rotary tricone and DTH hammer drills deliver a hole diameter of 5 1/2 in - 8 7/8 in (140 mm - 225 mm) and can achieve a clean hole depth of 27.5 ft (8.4 m) in single-pass applications or depths of up to 175 ft (53.3 m) for multi-pass applications.

Options to fit your application

Choose from a variety of engines and compressors to create the right configuration for your drilling operation.



For details on how the Smart DM series can enhance your profitability, contact your Epiroc representative or visit epiroc.com

Designed for maximum productivity and value



Enhanced safety

The Smart DM45 is equipped with a number of features designed to keep operators safe on the job. Features include a FOPS cab, safety interlocks through RCS, and safety shutdowns for temperature, low level, and pressure.

Operator comfort


The Smart DM45 features an insulated, pressurized cab with an air-ride operator seat, providing high suspension comfort with excellent visibility. The cab is equipped with our Rig Control System (RCS), providing on-board automation capabilities as part of the standard drill package for added safety and productivity.



Ease of maintenance

The deck layout on the Smart DM series offers easy access to all major service components. Hydraulic system filters are also mounted externally for accessibility. The integrated A/C system is mounted on the side, so no roof access is required, and the central lubrication manifold streamlines maintenance. To make service even easier, optional ground-level, quick-connect fittings are available for fast fill and evacuation of fuel, hydraulic oil engine coolant, and other fluids.





Robust, double-cut structural tower lacing offers strength without the added weight of less efficient designs and is designed for long life in the toughest mining conditions

Electronic Air Regulation System (EARS) allows you to easily adjust your compressor to save horsepower and fuel consumption for a lower total cost of ownership.

Spacious one-piece FOPS (Falling Object Protective Structure)-rated cab is designed for visibility and operator comfort

Main frame features welded rectangular tubing, verified by dynamic strain gauging

Flexibility for the future



Epiroc's Rig Control System (RCS) is based on proven CAN-bus technology, and comes standard on the Smart DM45. RCS provides a number of safety and interlock features, as well as a foundation to add new functionality/options later without a major rebuild of the machine. With RCS, you can run your Smart DM45 with an operator on board using options such as Autodrill and Autolevel - or you can run with the operator off the drill with the optional BenchREMOTE package, allowing one operator to run one or multiple units. You can even implement autonomous drilling with almost no human interaction with the drill.

Standard features:

AutoDrill 2

Executes fast, safe, and efficient drilling processes in a consistent way

AutoLevel

Closes the gap between less experienced and expert operators

Office pack

Includes:

- **Common Communications Interface (CCI)**

Allows data transfer to and from RCS

- **Rig Remote Access (RRA)**

Wirelessly sends files to and from the drill rigs

- **Desktop Viewer**

Allows remote access to the drill's operational screens

Add-on features:

Wireless remote tramming

Allows the operator to tram a Smart DM45 from the bench within a 32.8 - 65.6 ft (10 - 20 m) distance.

High-precision GPS hole navigation system

Imports drill plans to RCS and ensures that each blasthole is precisely positioned with accuracies of up to ± 3.9 in (± 10 cm), depending on installation and the number of satellites.

Embedded cameras

Optional embedded 360° cameras that provide full situational awareness and safety.



Technical specifications

Substructure

Mainframe 162 lb/ft (241 kg/m)

- Rectangular tubing construction
- Designed by Epiroc, and weld fabricated by certified welderes
- Designed with the latest FEA technology and verified by dynamic strain gauging

Leveling jack

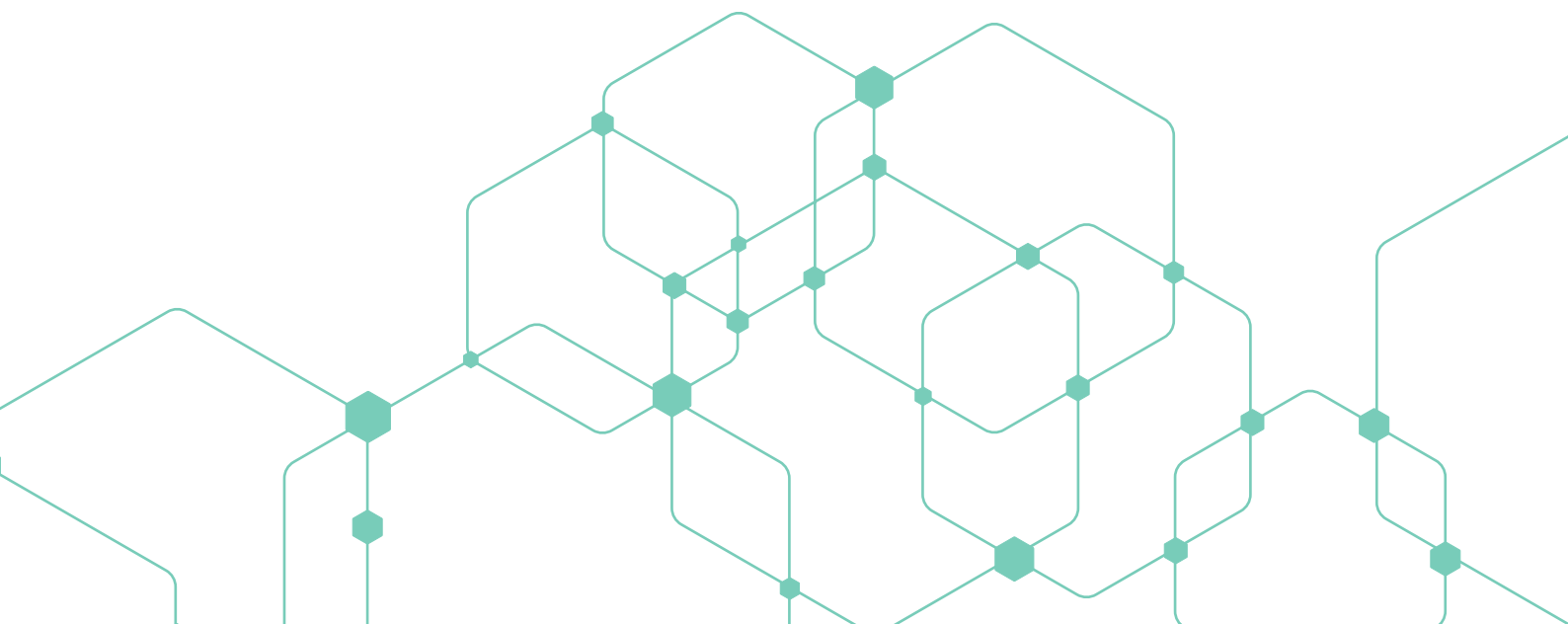
Type	Hydraulic cylinder
Quantity	Three (Standard); Four (optional)
Calculated jack pad bearing pressure	Drill end: 68.9 psi (475 kPa) Non-drill end (4 jacks): 59.9 psi (413 kPa)
Position indication	"Jack up" indicator lights on console or RCS screen

Capacities

Fuel tank	380 gal (1,438 L) standard 680 gal (2,574 L) optional
Water tank	300 gal (1,136 L), 400 gal (1,514 L), or 700 gal (2,650 L)
Hydraulic tank	150 gal (568 L)

Undercarriage and propel system

Make	Caterpillar 325L
Mounting	Oscillating walking beam: 5° each side, total 10°
Total length	Caterpillar: 184 in (4.67 m)
Ground contact	Caterpillar: 149 in (3.78 m)
Take-up adjustment	Grease slack adjustment; spring recoil
Rollers	Caterpillar 330S: 10 lower / 2 upper; Caterpillar 330L: 10 lower/ 2 upper
Location	Equally spaced between idler and sprocket
Roller bearings	Sealed for life
Track pads	Type: Triple bar grouser Width: 23.62 in (600 mm) Ground pressure: 13.5 psi (93 KPa)
Drive	Hydrostatic closed loop through planetary speed reducer
Propel motors	Two - Hydraulic, axial piston, fixed displacement rating (each): 111 HP (82.8 kW)
Propel speed range	Caterpillar: 0 - 1.3 mph (0 - 21 km/h)



Technical specifications

Tower, carousel and drill rod handling

Tower		
Tower construction	Fully welded four main member with open front ASTM A500; rectangular steel tubing	
Tower raising	Two hydraulic cylinders; live tower (raise and lower with full carousel and rotary head at top of tower)	
Rod support	Hydraulic cylinder actuation to center drill rod	
Rated capacity		
Single pass depth (clean hole with drill bit above the table)	275 ft (8.4 m)	
Maximum hole depth	175 ft (53.3 m)	
Carousel (carousel internal to the tower with key-lock retention)		
Rod length	30 ft (9.1 m)	
Capacity	<ul style="list-style-type: none">• Five pieces of 4-1/2 in, 5 in, or 5-1/2 in rods (113 mm, 127 mm, 140 mm)• Four pieces of 6-1/4 in or 7 in (159 mm, or 178 mm)• Three pieces of 7-5/8 in (194 mm)	
Actuation	Two hydraulic cylinders	
Safety	<ul style="list-style-type: none">• Drill pipe is held securely in carousel by "key lock design" mechanism• No bump system to prevent damage if carousel not stowed	
Drill rods		
Drill pipe diameter	Thread	Suggested bit diameter
4-1/2 in (114 mm)	3-1/2 in API	5-7/8 in - 6-3/4 in (150 mm - 171 mm)
5 in (127 mm)	3-1/2 in API or BECO	6-3/4 in - 7-3/8 in (171 mm - 187 mm)
5-1/2 in (140 mm)	3-1/2 in BECO	6-3/4 in 7-7/8 in (171 mm - 200 mm)
6-1/4 in (159 mm)	4 in BECO	7-7/8 in - 9 in (200 mm - 229 mm)
7 in (178 mm)	4-1/2 in BECO	9 in - 9-7/8 in (229 mm - 251 mm)
7-5/8 in (194 mm)	5-1/4 in BECO	9-7/8 in - 10-5/8 in (251 mm - 270 mm)
Rotary head		
Speed range	Variable: 0 - 161 RPM	
Torque	Variable: 0 - 7,200 lbf-ft (0 - 9.762 Nm)	
Number of motors	Two	
Type of motor	One variable displacement axial piston and one fixed	
Reduction	15:1	
Travel length	35 ft 7 in (10.9 m)	
Feed system		
Pulldown capacity	Up to 45,000 lbf (200 kN)	
Pullback capacity	0 - 22,000 lbf (0 - 98 kN)	
Weight on bit	Variable: 0 - 45,000 lb (0 - 20,412 kg)	
Mechanism type	Hydraulic cylinders with cable feed and chains	
Pulldown cable diameter	1 in (25.4 m)	
Pullback chain	160 H	
Feed speed	Standard 30 ft rod tower: 146 ft/min (44.5 m/min)	
Retract speed	Standard 30 ft rod tower: 205 ft/min (62.5 m/min)	

Technical specifications

Cab and controls

Cab

- Quiet, single piece design with no seams or leaks (tested at less than 80 dBA)
- Insulated, pressurized with heater and under cab mounted air conditioning
- Falling object protective structure (FOPS) certified
- Ergonomically designed control system and excellent visibility (with unobstructed view to drill table)

Controls (Standard Rig Control System – RCS)

RCS Control

Integrated control touchscreen (penetration rate, rotation torque, rotation pressure, pulldown force, pulldown pressure, hole depth indicator, etc.)

Two joy sticks (attached to the operator's seat) and push buttons on the operator panel controls (propel and leveling jack, pulldown feed control, holdback feed control)

Standard interlocks/features

Hydraulic system

- Hydraulic pumps mounted on a single three-hole gearbox driven off the engine through a drive shaft
- Hydraulic system main pumps work through diverter valves to control feed/rotation and propel
- Two main pumps
- One triple pump

Power package

Airend

Diesel only

1,070 cfm / 350 psi (30.3 m³/min/24 bar)

Diesel engine

Diesel engine – non Tier 4

CAT C18 - 630 HP (470 kW)

Diesel engine – Tier 4 final

CAT C18 - 755 HP (536 kW)

Service and support

Epiroc offers several types of service agreements to meet your operational requirements and maximize your productivity:

Variable-price repairs

Service when you need it.

Fixed-price repairs

Service with controlled costs.

Equipment audit

Scheduled equipment quality control.

Preventive maintenance programs

Peace of mind so you can focus on your core business.




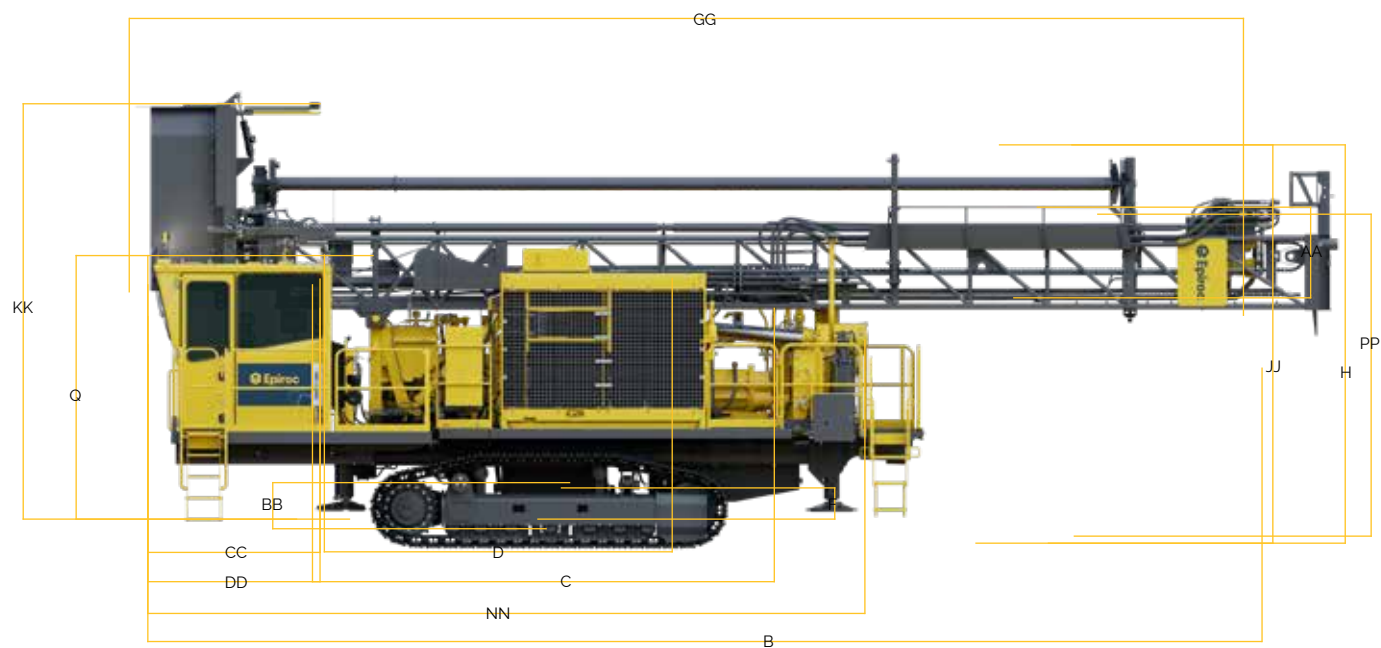
Technical specifications

Shipping dimensions and weight (standard machine)

Operating weight		
Estimated weight		87,000 - 110,000 lb (39-50 tonnes)
Operating dimensions		
	Description	Dimensions ft (m)
A	Height – tower up	44' 8.6" (13.63)
B	Length - tower down	44' 4.6" (13.53)
C	Length - jack center to jack center	20' 3.8" (6.19)
D	Length – undercarriage	15' 2.5" (4.64)
F	Height - jack to gorund (non drill end)	1' 5.5" (0.44)
H	Height - tower down (tower clearance)	15' 7.9" (4.77)
J	Width - track inside to track inside	7' 6.8" (2.31)
K	Width - jack center to jack center	9' 8.0" (6.19)
M	Width - overall	17' 7.7" (5.38)
N	Width - track	1' 11.6" (0.60)
Q	Height - ground to cab top	11' 9.8" (3.60)
S	Width - drill end (no dust collector)	16' 4.3" (4.98)
U	Width - cab	5' 4.3" (1.63)
V	Width - decking (non drill end)	12' 0.5" (3.67)
W	Length - decking	31' 4.7" (9.58)
Y	Length - non drill end to dust collector end	23' 9.3" (7.25)
AA	Width - tower (front view)	3' 1" (0.94)
BB	Height - jack to ground (drill end)	1' 5.7" (0.45)
CC	Length - cab to undercarriage edge	9' 0.2" (2.75)
DD	Length - cab to fornt jack center (front view)	8' 0.4" (2.45)
GG	Length - tower; front view	41' 11.2" (12.78)
KK	Length - ground to dust curtain platform	18' 4.2" (5.59)
NN	Length - non drill end to cab end	32' 2.4" (9.81)
QQ	Height - ground to oscillation yoke	1' 10.7" (0.58)
RR	Length - decking edge to cab edge	2' 6.8" (0.78)
SS	Rotary head travel	33' 1.2" (10.09)
TT	Height - ground to bottom stop	5' 9.1" (1.76)
W/W	Width - undercarriage assembly	11' 6.1" (3.51)
XX	Width - decking (cab end to undercarriage edge)	4' 10.1" (1.48)



Technical specifications



Optional equipment

Following are some examples of available options.
For a comprehensive list, please contact your local
Epiroc Customer Center.

- Angle drill package - 0 - 30 degrees
- Cold-weather options for drill operation in extremely cold ambient conditions (-45° C)
- Tow hooks on non-drill end
- Epiroc dust collector
- Fast central service
- Hydraulic test st
- Water injection
- Automatic thread lube
- Bulk filtration
- Angle telescoping dust curtain
- Heavy duty rotary head
- Engine prelube
- Additional cab A/C kit

9863 012193 2025-11. Specifications and equipment are subject to change without prior notice. All rights reserved. Epiroc Drilling Solutions LLC, Garland, Texas, USA.

United in performance. Inspired by innovation.

Performance unites us, innovation inspires us, and commitment drives us to keep moving forward. Count on Epiroc to deliver the solutions you need to succeed today and the technology to lead tomorrow.

