Tophammer drilling tools

Product catalog

Epiroc

Content

Guide to product codes 3
Drill strings components 6
Applications 7
Drill bits overview 8
Shank adapters 11
Epiroc SR drill strings 17
Epiroc R drill strings 21
Epiroc T drill strings 25
Epiroc ET drill strings 30
Epiroc TC drill strings 32
Epiroc reaming equipment 34
Epiroc COPROD drill strings 36
Epiroc tapered equipment 39
Epiroc auxiliary tools 43
Support and service agreements 46

Product codes are a valuable tool to describe and identify the product. In the code we have described the product features with an alpha-numerical system. With the attached key you will be able to find the product you are looking for or an alternative product.

Threaded bits

Example: 103-5054-39-30-70,37-20

1 03 – 5 045 – 39 – 30 – 70 , 37 – 20

Type of product

1 = Drill bit
2 = Extension rods, TDS tubes, Speed rods
3 = Couplings
4 = Shank adapters
5 = Taper rods
76 = COPROD bits
79 = COPROD parts

Bit diameter in mm

Special design

Examples:
24 = Reverse flushing
30 = Square guide skirt
35 = Guide bit with short guide wings
36 = Guide bit
42 = Dome bit
44 = Retrac bit with short guide wings
45 = Retrac bit
66 = Full ballistic buttons
67 = Ballistic buttons
70 = Trubbnos

Steel grade

Examples:
37 = Powerbit underground
57 = Powerbit surface

Thread

Examples:
02 = R25
03 = R32
04 = R38
07 = R28
25 = SR28
26 = SR32
28 = SR35
35 = T38
36 = T45
37 = T51
58 = TW60
51 = ST58
52 = ST68
69 = TC35
72 = TC42B
E5 = ET55
E6 = ET66

Bit type

Examples:
5 = Button bits, flat face and Dome bit
6 = Button bits, Drop center
9 = Hole opener

Bit head design

Examples:
17 = Seven buttons
20 = Larger gauge buttons
21 = Extra large gauge buttons
27 = Seven buttons, larger gauge buttons
34 = Eight buttons
37 = Nine buttons
38 = Nine buttons, three front flushing holes
39 = Nine buttons HD
41 = Seven buttons
47 = Soft rock design
48 = New drop center design
49 = Mud bit
54 = Back valve
56 = Six buttons

Carbide grade

Examples:
12 = BH66, BH66P
20 = BH30, BH30P
D21 = PCD

Tapered bits

Example: 173-5032-17-67,39-20

1 73 – 5 032 – 17 – 67 , 39 – 20

Type of product
1 = Drill bit
2 = Drill rod/tube
3 = Coupling
4 = Shank adapter
5 = Taper rod etc.
7 = Integral
79 = COPROD

Bit diameter in mm

Special design
Examples:
24 = Reverse flushing
67 = Ballistic buttons

Steel grade
Examples:
39 = 50R61 (UG-Bits)
49 = 50R61 (SF-Bits)
50 = 50R61 (taper hardening and zink coating)
51 = 50R61
52 = 50R51 (taper hardening)

Taper angle
Examples:
73 = 7° H22
77 = 12° H22
78 = 4°46' H22
79 = 11° H22
80 = 12° H25
94 = 7° H25

Bit type
Examples:
5 = Button bit, long skirt
9 = Button bit, short skirt

Bit head design
Examples:
10 = Bit with larger inserts
12 = Five buttons
14 = Seven buttons, two front flushing holes
17 = Seven buttons, one front flushing hole
23 = Four buttons
27 = Seven buttons, larger gauge buttons
33 = Eight buttons, one front flushing hole
34 = Eight buttons, two front flushing holes
37 = Nine buttons
40 = Nine buttons, no front flushing
41 = Seven buttons
42 = Dome bit bit
56 = Six buttons

Carbide grade
Examples:
17 = B75
20 = BH30

Rods and tubes

Example: 228-0643-35-MF-C,02

2 28 – 06 43 – 35 – MF – C , 02

Type of product
1 = Drill bit
2 = Drill rod/tube
3 = Coupling
4 = Shank adapter
5 = Taper rod etc.
7 = Integral
79 = COPROD

Rod length in decimeter

Thread at shank end
Examples:
03 = R32
04 = R38
35 = T38
36 = T45
37 = T51
If there is no number here, it is the same thread in both ends.

Steel grade
Examples:
02 = L435-2 (C-products, rods)
03 = C644 (SH-products)
10 = L435-8 (C-products, tubes)
29 = L435-2/C644 for non wa-terflushing applications

Thread at bit end
Examples:
02 = R25
03 = R32
04 = R38
07 = R28
25 = SR28
26 = SR32
27 = SR38
28 = SR35
29 = SR22
35 = T38
36 = T45
37 = T51
51 = ST58
52 = ST68
58 = TW60
69 = TC35
72 = TC42B
E5 = ET55
E6 = ET66

Rod dimension
Examples:
02 = Hex. 22 mm
03 = Hex. 25 mm
04 = Hex. 28 mm
05 = Hex. 32 mm
06 = Hex. 35 mm
07 = Hex. 38 mm
25 = Round 32 mm with wf
27 = Round 38 mm with wf
45 = Round 32 mm w/o wf
47 = Round 38 mm w/o wf
48 = Round 38 mm with wf
49 = Round 45 mm w/o wf
51 = Round 51 mm w/o wf
60 = Round 60 mm w/o wf
66 = Tube 76 mm OD
68 = Tube 87 mm OD
69 = Tube 64 mm OD
70 = Tube 56 mm OD
71 = Tube 45 mm OD

wf = wrench flat
OD = Outer Diameter

Special design
Examples:
MF = Speed rod (Male/Female thread)
C = Carburized rod
SH = Surface hardened
69 = Speed rod, other diameter than standard on female part
78 = Drifter rod slimmed in shank end
87 = TDS without undercut (shoulder)
88 = Tube with C-drive
91 = Drifter rod with length not in even 100 mm
95 = Double length of thread

Guide to product codes

Tapered drifter rods

Example: 277-0328-03-91-C,02

2 77 – 03 28 – 03 – 91 – C , 02

Type of product
1 = Drill bit
2 = Drill rod/tube
3 = Coupling
4 = Shank adapter
5 = Taper rod etc.
7 = Integral
79 = COPROD

Length in decimeter

Thread at shank end
Examples:
03 = R32
07 = R28
25 = SR28

Steel grade
Examples:
02 = L435-2

Connections
Examples:
77 = 12° H22 (H25)*
79 = 11° H22 (H25/H28)*
80 = 12° H25 (H28)*
97 = 4°46' H25

*Special design

Rod dimension
Examples:
03 = Hex. 25 mm
04 = Hex. 28 mm

Special design
Examples:
MF = Speed rod (Male/Female thread)
C = Carburized rod
69 = Speed rod, other diameter than standard on female part
91 = Drifter rod with length not in even 100 mm

Couplings, crossovers and bit adapters

Example: 303-1055-04-57,10

3 03 – 1 055 – 04 – 57 , 10

Type of product
1 = Drill bit
2 = Drill rod/tube
3 = Coupling
4 = Shank adapter
5 = Taper rod etc.
7 = Integral
79 = COPROD

Design
Examples:
0 = Coupling with standard design
1 = Crossover coupling with two female threads
2 = Crossover adapter with one female and one male thread

Special design
Examples:
57 = Full bridge

1st thread
Examples:
02 = R25
03 = R32
04 = R38
07 = R28
35 = T38
36 = T45
37 = T51
58 = TW60
72 = TC42B

Diameter in mm

2nd thread
Examples:
03 = R32
04 = R38
35 = T38
36 = T45
37 = T51
72 = TC42B

Steel grade
Examples:
02 = L435-2
10 = L435-8

Shank adapters

Example: 435-09103-18,10

Type of product
1 = Drill bit
2 = Drill rod/tube
3 = Coupling
4 = Shank adapter
5 = Taper rod etc.
7 = Integral
79 = COPROD

Spline code
Examples:
030 = AC COP 1238
091 = AC COP 1838
119 = AC COP 4050

Serial number

Steel grade
Examples:
10 = L435-8

4 35 – 091 0 3 – 18 , 10

Thread
Examples:
02 = R25 36 = T45
03 = R32 37 = T51
04 = R38 51 = ST58
07 = R28 52 = ST68
25 = SR28 58 = TW60
27 = SR38 72 = TC42B
28 = SR35 E5 = ET55
35 = T38 E6 = ET66

Flushing
Examples:
0 = Side flushing hole
Through flushing:
1 = 8 mm flushing tube
2 = 8 mm flushing tube
3 = 9-11 mm flushing tube
5 = 14,3 mm flushing tube
6 = 16 mm flushing tube
7 = 12,7 mm flushing tube
9 = Special

Special design
Examples:
F = Female
T = Tube system
05 = Special hardening
13 = Barrel diameter 45 mm
(standard diameter = 38 mm)
16 = Flushing tube diameter = 25,4 mm
17 = Difference in diameter
18 = Barrel diameter 52 mm
(standard diameter = 38 mm)
30 = Manganese phosphated shank adapter
31 = Chromed surface on the barrel

Tapered rods etc.

Example: 573-0124-06,11

Type of product
1 = Drill bit
2 = Drill rod/tube
3 = Coupling
4 = Shank adapter
5 = Taper rod, Pilot rod, Pilot adapter, Shank end rod, Guide rod
7 = Integral
79 = COPROD

Length in decimeter

Special design
Examples:
C = Fully carburized
06 = Double seal

5 73 – 01 24 – 06 , 11

Connections
Examples:
02 = R25 73 = 7" H22
03 = R32 77 = 12" H22
07 = R28 78 = 4'46' H22
25 = SR28 79 = 11" H22
26 = SR32 80 = 12" H25
28 = SR35 94 = 7" H25

Dimension
Examples:
01 = Rod H22, shank H22x108 mm
11 = Rod H25, shank H25x108 mm
12 = Rod H25, shank H25x108 mm, seal U-ring
15 = Rod H25, shank H25x159 mm
23 = Pilot adapter R25, 6"
26 = Pilot adapter R32/SR32, 6"
78 = Pilot adapter, 12"
79 = Pilot adapter, 12" (threads in both ends)

Steel grade
Examples:
02 = L435-2
11 = Z708

Guide to product codes

COPROD bits

Example: 7989-1105-40,10-20

Type of product
1 = Drill bit
2 = Drill rod/tube
3 = Coupling
4 = Shank adapter
5 = Taper rod etc.
7 = Integral
79 = COPROD

Front design
Examples:
1 = Flat front
2 = Convex front
3 = Drop center front

Steel grade
Examples:
08 = AMS 6418
10 = L435-8

79 89 – 1 105 – 40 , 10 – 20

76 = COPROD 76
89 = COPROD 89
02 = COPROD 102
27 = COPROD 127
40 = COPROD 140

Bit diameter
090 = 90 mm
095 = 95 mm
105 = 105 mm
110 = 110 mm
115 = 115 mm
127 = 127 mm
140 = 140 mm
152 = 152 mm
165 = 165 mm

Button type
40 = Spherical buttons
66 = Full-ballistic buttons

Carbide grade
Example:
20 = BH30

COPROD parts

Example: 7970-8990-81

Type of product
1 = Drill bit
2 = Drill rod/tube
3 = Coupling
4 = Shank adapter
5 = Taper rod etc.
7 = Integral
79 = COPROD

76 = COPROD 76
89 = COPROD 89
02 = COPROD 102
27 = COPROD 127
40 = COPROD 140
90 = Auxiliary tools

Parts
00 = Part separate
80 = Part complete
81 = COPROD section complete or COPROD tube complete

79 70 – 89 90 – 81

70 = COPROD parts

Examples:
50 = COPROD section, 6,1 m
55 = COPROD section, 6,1 m
82 = COPROD head
90 = COPROD section, 3,66 m
91 = Rod, 3,66 m
92 = Tube, 3,66 m
93 = End piece

Drill string components

Our shank adapters, drill rods and powerful tophammer drill bits work perfectly together, providing you with an unbeatable drill string. Look no further, we have the best tophammer drilling tools for you.

Shank adapter

Coupling

Hexagonal drifter rod

Hexagonal speed rod

Round speed rod

Hexagonal extension rod

Round extension rod

ET tube / Guide tube

Button bit

Retrac button bit

Guide button bit

Dome bit

Reaming equipment

Recovery pike

Recovery sleeve

Scan or click to visit our configurator.

Applications

Epiroc Drilling Tools has the broadest range of tophammer drill strings and related equipment of any supplier in the world.

This means more choices for you. It means you can work with the strongest support network in the industry. It means that you can look to one reliable and time-tested source for all your equipment needs. Of course, you'd expect Epiroc Drilling Tools to have the most productive tophammer rock drilling equipment in the world. And we do. But maybe your situation calls for the utmost in reliability. Or perhaps your application requires technology that has been tested and proven through years of field use. Whatever your needs, check out our many choices before settling for less. Each one of our products are designed for optimum performance in tophammer drilling applications on a price vs. performance basis.

Bench drilling

Epiroc T35
Epiroc T38
Epiroc T45
Epiroc T51
Epiroc TW60

Drifting, tunneling, construction and bolting

Epiroc SR22
Epiroc SR25
Epiroc SR28
Epiroc SR32
Epiroc SR35
Epiroc SR38
Epiroc R25
Epiroc R28
Epiroc R32
Epiroc R38
Epiroc TC35
Epiroc TC42B

Underground production, long hole drilling

Epiroc TC35
Epiroc T38
Epiroc T45
Epiroc T51
Epiroc ET38
Epiroc ET45
Epiroc ET51
Epiroc ET66

Scan or click to read more about our products.

5xxx-39-70

-6xxx-45-67

6054-67

6064-48-45-67

Powerbit

6xxx-21

6xxx-44-70

6xxx-21-44-70

6xxx-44

MRB

Powerbit X



MRB bit-retrac

■ **Trubbnos buttons**

The best choice for soft rock conditions. Trubbnos buttons and large vertical flushing grooves effectively remove larger chips, greatly increasing penetration rate. And more straightness by retrac skirt.

Powerface bit

■ **Trubbnos buttons, heavy duty (HD)**

Ideal for abrasive, medium hard to hard rock. Larger Trubbnos buttons and flushing grooves give the ideal balance between service life and penetration rate. Available with a short retrac for straight holes in broken rock.

Powerface bit

■ **Spherical buttons, standard or heavy duty (HD)**

For tough conditions in hard and abrasive rock. Optimized face and body design and with standard or large spherical buttons for long service life. Available with a short retrac for straight holes in broken rock.

Powerface bit

■ **Trubbnos buttons**

Designed for medium hard to hard rock. Trubbnos buttons provide better penetration rate than spherical buttons, and a longer service life than semi-ballistic ones. Available with a short retrac for straight holes in broken rock.

Flat face bit

■ **Spherical buttons, standard or heavy duty (HD)**

Ideal for hard, medium abrasive rock. The flat face, with many spherical buttons, offer an optimized energy transfer. Available with a short retrac for straight holes in broken rock.

Dome bit

■ **Spherical or Trubbnos buttons**

5033-17 | 5xxx-27 | 5xxx-37-67 | 5xxx-41 | Powerbit

5xxx-20 | 5xxx-34 | 5xxx-34-66 | 5xxx-37 | 5xxx-37-66

5xxx-37-45-67 | 5xxx-37-30-70 | xxx-45 | Dome bit | -5076-42-24

-5089-42-24 | -5102-42-24 | -5127-42-24 | Hole opener | Hole opener

Powerbit X



Soft rock

■ **Will be released soon**

Medium hard rock

■ **Trubbnos buttons (gauge) and spherical buttons (center)**

Ideal for abrasive, medium hard to hard rock. Larger Trubbnos buttons and flushing grooves give the ideal balance between service life and penetration rate. Available with a short retrac for straight holes in broken rock.

Hard rock

■ **Spherical buttons**

For tough conditions in hard and abrasive rock. Optimized face and body design and with large spherical buttons for long service life. Available with a short retrac for straight holes in broken rock.

Underground production and long hole drilling bits

5xxx-21

6xxx-21-35-67

6105-35-70

Spiral skirt bit 6102-43-67

Dome reaming bit

Hole opener

5xxx-39-70

-6xxx-45-67

6054-67

6064-48-45-67

Powerbit

6xxx-21

6xxx-44-70

6xxx-21-44-70

6xxx-44

MRB

Powerbit X

Shank adapters

At Epiroc, we pride ourselves on delivering rock drilling tools with exceptional performance and durability, and our shank adapters are no exception. Built with the renowned Epiroc quality, our shanks ensure reliable energy transfer and maximum productivity, even in the most demanding drilling conditions.

Whether you operate with Epiroc drill rigs or equipment from other manufacturers, our wide range of shank adapters offers a perfect fit for various systems, ensuring seamless compatibility and optimal drilling performance.

Main benefits

Unmatched Durability - Engineered with high-grade materials to withstand intense drilling forces and extend tool life.

Superior Performance - Optimized design for efficient energy transfer, enhancing penetration rates and operational efficiency.

Wide Compatibility - Available for most major drill rig brands, making Epiroc shank adapters a versatile solution for your drilling needs.

Epiroc 12
Boart 14
Böhler 14
Cannon 14
Furukawa 14
Gardner-Denver 14
Ingersoll-Rand 15
Joy 15
Krupp 15
Montabert 15
Sandvik 16
Tamrock 16
Others 16

Epiroc

Rock drill	Product No.	Product code	Thread	Length (L)	Diameter (D)	Diameter at strike face	Spline type	Spline length	Spline diameter	Spline dimension	Special feature
				mm	mm	mm		mm	mm	mm	
BBC 54, BBC 120	90516156	403-01131,10	R32	380	38	38	Straight	32	57	25	Standard
BBC 54, BBC 120	90516180	435-01131,10	T38	390	38	38	Straight	32	57	25	Standard
BBX421	5697004721	437-22701,10	T51	770	60	42	Helical	134	61		Standard
BBX421	5697004722	458-22701,10	TW60	770	60	42	Helical	134	61		Standard
BBX421 EX	5697004723	437-22801,10	T51	770	60	42	Helical	134	61		Standard
BBX421 EX	5697004724	458-22801,10	TW60	770	60	42	Helical	134	61		Standard
COP 1028	90515857	402-07201-F,10	R25	245	45	25	Straight	55	33	7	Female thread
COP 1028	90515860	403-07202,10	R32	400	45	25	Straight	55	33	7	Standard
COP 1028	90515865	407-07201-F,10	R28	245	45	25	Straight	55	33	7	Female thread
COP 1028	90515866	407-07202,10	R28	400	45	25	Straight	55	33	7	Standard
COP 1028	90515870	425-07202,10	SR28	400	45	25	Straight	55	33	7	Standard
COP 1028	90516485	426-07202,10	SR32	400	45	25	Straight	55	33	7	Standard
COP 1028 HB , 7°	90029763	489-07203.10	Tapered 7°	397	45	25	Straight	55	33	7	Standard
COP 1032HL	90515883	403-02002-F,10	R32	340	45	34	Straight	59	54	9	Female thread
COP 1032HL	90515884	403-02003,10	R32	550	45	34	Straight	59	54	9	Standard
COP 1032HL	90515885	403-02006,10	R32	510	45	34	Straight	59	54	9	Standard
COP 1032HL	90515977	435-02003,10	T38	550	45	34	Straight	59	54	9	Standard
COP 1032HL	90515978	435-02006,10	T38	510	45	34	Straight	59	54	9	Standard
COP 1036, 1038, 1238	90515887	403-03002,10	R32	500	38	34	Straight	74	54	9	Standard
COP 1036, 1038, 1238	90515888	403-03003,10	R32	575	38	34	Straight	74	54	9	Standard
COP 1036, 1038, 1238	90515980	435-03002,10	T38	500	38	34	Straight	74	54	9	Standard
COP 1036, 1038, 1238	90515981	435-03003,10	T38	575	38	34	Straight	74	54	9	Standard
COP 1036, 1038, 1238	90515982	435-03003-13,10	T38	575	45	34	Straight	74	54	9	Standard
COP 1036, 1038, 1238	90515983	435-03004,10	T38	485	38		Straight	74	54	9	Standard
COP 1036, 1038, 1238	90515995	436-03002,10	T45	500	38	34	Straight	74	54	9	Standard
COP 1036, 1038, 1238	90515996	436-03003,10	T45	575	38	34	Straight	74	54	9	Standard
COP 1132, RR11	90515862	403-15701,10	R32	410	35		Straight	79	38	5	Standard
COP 1132, RR11	90515863	403-15703-F,10	R32	280	45		Straight	79	38	5	Female thread
COP 1132, RR11	90515864	403-15704,10	R32	500	35		Straight	79	38	5	Standard
COP 1132, RR11	90516561	425-15705,10	SR28	435	35		Straight	79	38	5	Standard
COP 1132, RR11	90516598	469-15704,10	TC35	500	35		Straight	79	38	5	Standard
COP 1132, RR11	90516636	469-15701,10	TC35	410	35		Straight	79	38	5	Standard
COP 1135, 1140, 1435	5697001914	402-19003-F,10	R25	480	40		Helical	79	38	5	Female thread
COP 1135, 1140, 1435	5697001971	407-19008-F,10	R28	480	40		Helical	79	38	5	Female thread
COP 1135, 1140, 1435	90029926	403-19007-F,10	R32	480	40		Helical	79	38	5	Female thread
COP 1135, 1140, 1435, COP RR14, SC14	5697001628	425-19001,10	SR28	410	35	25	Helical	79	38	5	Standard
COP 1135, 1140, 1435, COP RR14, SC14	5697001629	425-19004,10	SR28	500	35	25	Helical	79	38	5	Standard
COP 1140, RR14	90029498	426-19004,10	SR32	500	35		Helical	79	38	5	Standard
COP 1238 SDA	90516081	403-03006-F,10	R32	700	52	34	Straight	74	54	9	Female thread
COP 1238 SDA	90516094	404-03006-F,10	R38	710	52	34	Straight	74	54	9	Female thread
COP 1240	90515795	436-16002,10	T45	565	52		Straigth	125	54	10	Standard
COP 1240, 1640, 1840, 1850, 2150, 2550 and + version	90515998	436-13303,10	T45	770	52		Helical	125	54	10	Standard
COP 1240, 1640, 1840, 1850, 2150, 2550 and + version	90515999	437-13303,10	T51	770	52		Helical	125	54	10	Standard
COP 1240, 1640, 1840, 1850, 2150, 2550 and + version	90516125	435-13302,10	T38	565	52		Helical	125	54	10	Standard
COP 1240, 1640, 1840, 1850, 2150, 2550 and + version	90516128	436-13302,10	T45	565	52		Helical	125	54	10	Standard
COP 1240, 1640, 1840, 1850, 2150, 2550 and + version	90516129	437-13302,10	T51	565	52		Helical	125	54	10	Standard

Shank adapters

Epiroc

Rock drill	Product No.	Product code	Thread	Length (L)	Diameter (D)	Diameter at strike face	Spline type	Spline length	Spline diameter	Spline dimension	Special feature
				mm	mm	mm		mm	mm	mm	
COP 1240, 1640, 1840, 1850, 2150, 2550 and + version	90516343	469-13302,10	TC35	565	52		Helical	125	54	10	Standard
COP 1240, 1640, 1840, 1850, 2150, 2550 and + version	90516399	403-13304-F,10	R32	680	52		Helical	125	54	10	Female thread
COP 1240, 1640, 1840, 1850, 2150, 2550 and + version	90516400	404-13304-F,10	R38	690	52		Helical	125	54	10	Female thread
COP 1240, 2150, 2550 and + version	90516000	437-16001,10	T51	770	52		Straight	125	54	10	Standard
COP 1240EX, 1640EX, 1840EX, 1850EX, 2150EX, 2550UX and + version	90516030	436-13404,10	T45	770	60	35	Helical	134	54	10	Standard
COP 1240EX, 1640EX, 1840EX, 1850EX, 2150EX, 2550UX and + version	90516041	437-13404,10	T51	770	60		Helical	134	54	10	Standard
COP 1240EX, 1640EX, 1840EX, 1850EX, 2150EX, 2550UX and + version	90516289	435-13402,10	T38	770	60	52	Helical	134	54	10	Standard
COP 1240EX, 1640EX, 1840EX, 1850EX, 2150EX, 2550UX and + version	90516305	436-13402,10	T45	770	60	35	Helical	134	54	10	Standard
COP 1240EX, 1640EX, 1840EX, 1850EX, 2150EX, 2550UX and + version	90516317	437-13402,10	T51	770	60	52	Helical	134	54	10	Standard
COP 1240EX, 1640EX, 1840EX, 1850EX, 2150EX, 2550UX and + version	90516511	451-13405-31-T,10	ST58	770	60		Helical	134	54	10	Chrome version,Tube system
COP 131	90515993	435-12801,10	T38	445	38		Straight	32	52	13	Standard
COP 131EB	90516192	435-09951,10	T38	405	38	38	Straight	28	41	8	Standard
COP 1432, 1440, 1532, 1550, 1638, 1838, 2238 and +version	5697002175	404-09108-31,10	R38	455	38	35	Straight	85	54	9	Chrome version
COP 1432, 1440, 1532, 1550, 1638, 1838, 2238 and +version	90516089	403-09104-F,10	R32	640	52		Straight	85	54	9	Female thread
COP 1432, 1440, 1532, 1550, 1638, 1838, 2238 and +version	90516101	404-09108-30,10	R38	455	38		Straight	85	54	9	Phosphate version
COP 1432, 1440, 1532, 1550, 1638, 1838, 2238 and +version	90516122	435-09108-30,10	T38	455	38		Straight	85	54	9	Phosphate version
COP 1432, 1440, 1532, 1550, 1638, 1838, 2238 and +version	90516158	403-09103-18,10	R32	525	52		Straight	85	54	9	Standard
COP 1432, 1440, 1532, 1550, 1638, 1838, 2238 and +version	90516184	435-09103-18,10	T38	525	52		Straight	85	54	9	Standard
COP 1432, 1440, 1532, 1550, 1638, 1838, 2238 and +version	90516206	436-09103,10	T45	525	52		Straight	85	54	9	Standard
COP 1432, 1440, 1532, 1550, 1638, 1838, 2238 and +version	90516217	437-09103,10	T51	525	52		Straight	85	54	9	Standard
COP 1432, 1440, 1532, 1550, 1638, 1838, 2238 and +version	90516342	469-09103-18,10	TC35	525	52		Straight	85	54	9	Standard
COP 1432, 1440, 1532, 1550, 1638, 1838, 2238 and +version, RD14U/18U Ø38 insert	90516087	403-09101,10	R32	435	38		Straight	85	54	9	Standard
COP 1432, 1440, 1532, 1550, 1638, 1838, 2238 and +version, RD14U/18U Ø38 insert	90516088	403-09103,10	R32	525	38		Straight	85	54	9	Standard
COP 1432, 1440, 1532, 1550, 1638, 1838, 2238 and +version, RD14U/18U Ø38 insert	90516098	404-09101,10	R38	435	38		Straight	85	54	9	Standard
COP 1432, 1440, 1532, 1550, 1638, 1838, 2238 and +version, RD14U/18U Ø38 insert	90516099	404-09103,10	R38	525	38		Straight	85	54	9	Standard
COP 1432, 1440, 1532, 1550, 1638, 1838, 2238 and +version, RD14U/18U Ø38 insert	90516120	435-09101,10	T38	435	38		Straight	85	54	9	Standard
COP 1432, 1440, 1532, 1550, 1638, 1838, 2238 and +version, RD14U/18U Ø38 insert	90516121	435-09103,10	T38	525	38		Straight	85	54	9	Standard

Epiroc

Rock drill	Product No.	Product code	Thread	Length (L)	Diameter (D)	Diameter at strike face	Spline type	Spline length	Spline diameter	Spline dimension	Special feature
				mm	mm	mm		mm	mm	mm	
COP 1432, 1440, 1532, 1550, 1638, 1838, 2238 and +version, RD14U/18U Ø38 insert	90516185	435-0910A-30,10	T38	525	38		Straight	85	54	9	Phosphate version
COP 1432, 1440, 1532, 1550, 1638, 1838, 2238 and +version, RD14U/18U Ø38 insert	90516393	469-09103,10	TC35	525	38		Straight	85	54	9	Standard
COP 1432, 1532	90516195	435-13203-F,10	T38	341	55		Straight	85	54	9	Female thread
COP 1435	90029316	433-19004,10	T35	500	35		Helical	79	38	5	Standard
COP 1435, RR14, SC14	90003556	469-19004,10	TC35	500	35		Helical	79	38	5	Standard
COP 1440, 1550, 1638, 1838, RD14U	90515976	433-09103,10	T35	525	38		Straight	85	54	9	Standard
Cop 1550, 1838	90030097	436-09101,10	T45	435	52		Straight	85	54	9	Standard
COP 1550EX, 1838MUX/HUX and +version	90516288	435-12304,10	T38	730	60	52	Straight	94	54	9	Standard
COP 1550EX, 1838MUX/HUX and +version	90516304	436-12304,10	T45	730	60	52	Straight	94	54	9	Standard
COP 1550EX, 1838MUX/HUX and +version	90516316	437-12304,10	T51	730	60		Straight	94	54	9	Standard
COP 1550EX, 1838MUX/HUX and +version	90516475	436-12305,10	T45	730	52		Straight	94	54	9	Standard
COP 1638, 1838	90029304	435-09101-31,10	T38	435	38		Straight	85	54	9	Chrome version
COP 1638, 1838	90515768	435-09101-30,10	T38	435	38	35	Straight	85	54	9	Phosphate version
COP 1638, 1838 AW	90029179	403-09108-98,10	R32	455	38		Straight	85	54	9	Standard
COP 1638, 1838AW and +version	90516380	404-09108-98,10	R38	455	38		Straight	85	54	9	Standard
COP 1838	90029248	433-09103-18,10	T35	525	52		Straight	85	54	9	Standard
COP 1838	90515896	403-09106-F,10	R32	640	52		Straight	85	54	9	Female thread
COP 1838 MUX/HUX	90029628	433-12305-31,10	T35	730	52		Straight	94	54	9	Chrome version
COP 1838 MUX/HUX	90029708	437-12305,10	T51	730	52		Straight	94	54	9	Standard
COP 2160, 2560 and + version	90516216	436-17301,10	T45	770	60		Straight	125	62	7	Standard
COP 2160, 2560 and + version	90516220	437-17301,10	T51	770	60		Straight	125	62	7	Standard
COP 2160, 2560 EX	90029199	458-17201,10	TW60	770	63	60	Straight	134	62	7	Standard
COP 2160EX, 2560EX and + version	90516035	436-17201,10	T45	770	63	60	Straight	134	62	7	Standard
COP 2160EX, 2560EX and + version	90516048	437-17201,10	T51	770	63	60	Straight	134	62	7	Standard
COP 2550	5697004007	437-13405-T-10	ET51	770		35	Helical	132	53	10	-
COP 2560 EX+, SC25X-HE	90029159	436-20202,10	T45	770	60		Helical	156	62	4	Standard
COP 2560+, SC25-HE	90029156	437-20403,10	T51	770	60		Helical	125	62	4	Standard
COP 2560+, SC25-HE	90029158	436-20403,10	T45	770	60		Helical	125	62	4	Standard
COP 2560+SC25-HE	90029169	458-20403,10	TW60	770	60		Helical	125	62	4	Standard
COP 2560EX, SC25X-HE	90029157	437-20202,10	T51	770	60		Helical	156	62	4	Standard
COP 3038	5697002273	472-16901-13-31,10	TC42B	435	45	33	Straight	85	54	9	Chrome version
COP 3038	5697002899	472-16901-13-32,10	TC42B	435	45	35	Straight	81	53	9	Standard
COP 3038	90029834	472-18701,10	TC42B	435	45		Helical	85	54	10	Standard
COP 3038	90029857	472-16901-13-30,10	TC42B	435	45		Straight	85	54	9	Phosphate version
COP 3038	90029859	472-16903-13-30,10	TC42B	525	45		Straight	85	54	9	Phosphate version
COP 3038	90030031	427-16901-13,10	SR38	435	45		Straight	85	54	9	Standard
COP 3038	90030032	427-16903-13,10	SR38	525	45		Straight	85	54	9	Standard
COP 3038	90516126	435-16903-13-30,10	T38	525	45		Straight	85	54	9	Phosphate version
COP 3038	90516381	427-16903-13-30,10	SR38	525	45		Straight	85	54	9	Phosphate version
COP 3038	90516571	427-16901-13-30,10	SR38	435	45		Straight	85	54	9	Phosphate version
COP 3038, 4038	90029836	472-18703,10	TC42B	525	45		Helical	85	54	10	Standard
COP 3038, 4038	90029947	427-18703-13,10	SR38	525	45		Helical	85	54	10	Standard
COP 3060ME	90029076	437-17706,10	T51	840	60		Straight	174	75	7	Standard
COP 3060ME	90029094	468-17706,10	GT60	840	60		Straight	174	75	7	Standard
COP 3060ME	90029137	458-17706,10	TW60	840	60		Straight	174	75	7	Standard

Shank adapters

Epiroc

Rock drill	Product No.	Product code	Thread	Length (L)	Diameter (D)	Diameter at strike face	Spline type	Spline length	Spline diameter	Spline dimension	Special feature
				mm	mm	mm		mm	mm	mm	
COP 3060MEX	90029075	437-19803,10	T51	840	60		Straight	170	75	7	Standard
COP 3060MEX	90029093	468-19803,10	GT60	840	60		Straight	170	75	7	Standard
COP 3060MEX	90029105	458-19803,10	TW60	840	60		Straight	170	75	7	Standard
COP 3060MUX	5697002084	4E6-17606-31-T,10	ET66	745	90	50	Straight	155	75	7	Chromed
COP 3060MUX	5697002172	437-17606-31-T,10	T51	755	90	50	Straight	150	75	7	Chrome version,Tube system
COP 3060MUX	5697005107	4E5-17606-32-T,10	ET55	745	90	50	Straight	155	75	7	Tube system
COP 3060MUX	90029074	452-17606-31-T,10	ST68	745	90		Straight	172	75	7	Chrome version,Tube system
COP 3060MUX	90029079	451-17606-31-T,10	ST58	745	90		Straight	174	75	7	Chrome version,Tube system
COP 4050 (L)	90516315	437-11904,10	T51	605	52		Straight	108	68	11	Standard
COP 4050 MUX	5697002083	4E6-12008-31-T,10	ET66	835	90	46	Straight	112	68	11	Chromed
COP 4050 MUX	5697005030	4E6-14502-31-T,10	ET66	835	90	46	Helical	113	68	11	Chromed
COP 4050 MUX	90003708	452-14502-31-T,10	ST68	835	90		Helical	126	68	7	Chrome version,Tube system
COP 4050 MUX	90514316	452-12008-T,10	ST68	835	90		Straight	112	68	11	Tube system
COP 4050 MUX	90514632	451-12004-T,10	ST58	835	90		Straight	112	68	11	Standard
COP 4050EX, 4050MUX	90516321	437-12001,10	T51	790	70	52	Straight	108	68	11	Standard
COP 4050EX, 4050MUX	90516512	451-12004-31-T,10	ST58	835	90		Straight	112	68	11	Chrome version,Tube system
COP 4050EX, 4050MUX	90516513	452-12008-31-T,10	ST68	835	90		Straight	112	68	11	Chrome version,Tube system
COP 4050ME	90029151	458-14802,10	TW60	700	70		Helical	108	68	7	Standard
COP 4050ME	90516318	437-14801,10	T51	605	52		Helical	108	68	7	Standard
COP 628	90003676	429-18201,10	SR22	245	30	38	Straight	37	53	9	Standard
COP 628	90003677	425-18201,10	SR28	245	30		Straight	39	54	9	Standard
COP 628	90029567	424-18201,10	SR25	245	30		Straight	39	54	9	Standard
COP 925,928, 932,938 With collar	90516119	435-07603,10	T38	510	38	32	Straight	123	53		Standard
COP MD20	5697000944	435-19301-31,10	T38	470	38		Straight	125	54	9	Chrome version
COP MD20	5697000959	435-19301-30,10	T38	560	38		Straight	125	54	9	Phosphate version
COP MD20	90029126	435-19301,10	T38	470	38		Straight	125	54	9	Standard
COP MD20	90029541	404-19301,10	R38	470	38		Straight	125	54	9	Standard
COP MD20	90029542	404-19304,10	R38	560	38		Straight	125	54	9	Standard
COP RR14, SC14	5697001238	489-15701,10	7°	410	35	38	Straight	79	38	5	Taper
COP RR14, SC14	5697001914	402-19003-F,10	R25	480	40		Helical	79	38	5	Female thread
COP RR14, SC14	5697001971	407-19008-F,10	R28	480	40		Helical	79	38	5	Female thread
COP RR14, SC14	90003555	469-19001,10	TC35	410	35		Helical	79	38	5	Standard
COP RR14, SC14	90029800	407-19003-F,10	R28	480	40		Helical	79	38	5	Female thread
COP RR14, SC14	90029926	403-19007-F,10	R32	480	40		Helical	79	38	5	Female thread
COP RR14, SC14, Helical	90003555	469-19001,10	TC35	410	35		Helical	79	38	5	Standard
COP SC16, SC19, SC25-HF	90029247	433-13302,10	T35	565	52		Helical	125	54	10	Standard
COP SC16, SC19, SC25-HF	90515834	403-13302,10	R32	565	52		Helical	125	54	10	Standard
COP SC16, SC19, SC25-HF	90515998	436-13303,10	T45	770	52		Helical	125	54	10	Standard
COP SC16, SC19, SC25-HF	**90515999**	**437-13303,10**	**T51**	**770**	**52**		**Helical**	**125**	**54**	**10**	**Standard**
COP SC16, SC19, SC25-HF	**90516125**	**435-13302,10**	**T38**	**565**	**52**		**Helical**	**125**	**54**	**10**	**Standard**
COP SC16, SC19, SC25-HF	**90516128**	**436-13302,10**	**T45**	**565**	**52**		**Helical**	**125**	**54**	**10**	**Standard**
COP SC16, SC19, SC25-HF	**90516129**	**437-13302,10**	**T51**	**565**	**52**		**Helical**	**125**	**54**	**10**	**Standard**
COP SC16, SC19, SC25-HF	**90516343**	**469-13302,10**	**TC35**	**565**	**52**		**Helical**	**125**	**54**	**10**	**Standard**
COP SC16, SC19, SC25-HF	**90516399**	**403-13304-F,10**	**R32**	**680**	**52**		**Helical**	**125**	**54**	**10**	**Female thread**
COP SC16, SC19, SC25-HF	**90516400**	**404-13304-F,10**	**R38**	**690**	**52**		**Helical**	**125**	**54**	**10**	**Female thread**
COP SC19X, SC25X-HF	90516030	436-13404,10	T45	770	60	**35**	Helical	134	54	10	Standard
COP SC19X, SC25X-HF	90516041	437-13404,10	T51	770	60		Helical	134	54	10	Standard

Epiroc

Rock drill	Product No.	Product code	Thread	Length (L)	Diameter (D)	Diameter at strike face	Spline type	Spline length	Spline diameter	Spline dimension	Special feature
				mm	mm	mm		mm	mm	mm	
COP SC19X, SC25X-HF	90516289	435-13402.10	T38	770	60	52	Helical	134	54	10	Standard
COP SC19X, SC25X-HF	90516305	436-13402.10	T45	770	60	35	Helical	134	54	10	Standard
COP SC19X, SC25X-HF	90516317	437-13402.10	T51	770	60	52	Helical	134	54	10	Standard
COP SC19X, SC25X-HF	90516511	451-13405-31-T.10	ST58	770	60		Helical	134	54	10	Chrome version,Tube system
COP1140, , RR14, SC14	90003558	403-19001.10	R32	410	35		Helical	79	38	5	Standard
COP1440 1838	90515967	404-09106-F.10	R38	650	52		Straight	85	54	9	Female thread
COP1838 HUX/MUX	90003554	469-12305-31.10	TC35	730	52		Straight	94	54	9	Chrome version
COP1838 MUX/HUX	90003552	435-12305-31.10	T38	730	52		Straight	94	54	9	Chrome version
COP1838MUX/HUX	90003553	436-12305-31.10	T45	730	52		Straight	94	54	9	Chrome version
COP3038	90003527	435-18703-31.10	T38	525	45		Helical	85	54	10	Chrome version
COP3038	90029023	427-18703-31.10	SR38	525	45		Helical	85	54	10	Chrome version
RD 14S, RD 18S, RD 22S	90029087	436-21604.10	T45	655	52		Straight	98	68	11	Standard
RD 14S, RD 18S, RD 22S	90029088	435-21604.10	T38	655	52		Straight	98	68	11	Standard
RD 14S, RD 18S, RD 22S	90029089	437-21605.10	T51	655	52		Straight	98	68	11	Standard
RD 14U, RD 18U Ø45 insert	90029960	436-21703-13-30.10	T45	525	45		Straight	85	54	9	Phosphate version
RD 8	90029729	435-21401.10	T38	500	45		Straight	60	55	11	Standard
RD22U	90030022	436-22103.10	T45	525	45		Straight	84	61	7	Standard
RD22U	90030023	435-22103.10	T38	525	45		Straight	84	61	7	Standard
VL 140	90516084	403-03251.10	R32	381	44		Straight	64	56	18	Standard
VL 140	90516095	404-03251.10	R38	381	44		Straight	64	56	18	Standard
VL 140	90516115	435-03251.10	T38	381	44		Straight	64	56	18	Standard
VL 140	90516127	436-03251.10	T45	381	44		Straight	64	56	18	Standard
Yamamoto KOP 1540 YH-70A	90029019	435-19601.10	T38	585	45		Straight	85	65	13	Standard
Yamamoto KOP 1540 YH-70ARP	90029017	435-19703.10	T38	746	45		Straight	145	65	13	Standard
Yamamoto KOP 1750	90029117	437-20302.10	T51	615	51		Straight	85	65	13	Standard
Yamamoto KOP 1750	90029118	436-20301.10	T45	605	51		Straight	85	65	13	Standard
Yamamoto KOP 1750 Extractor	90029292	436-20601.10	T45	765	51		Straight	117		13	Standard

Shank adapters

Boart

Rock drill	Product No.	Product code	Thread	Length (L)	Diameter (D)	Diameter at strike face	Spline type	Spline length	Spline diameter	Spline dimension	Special feature
				mm	mm	mm		mm	mm	mm	
Boart HD 125, HD 150, HE 125, HE 150	90516274	403-08005-F.10	R32	428	45	38	Straight	63	67	15	Female thread
Boart SECO HD 155	90516275	403-15601.10	R32	580	55	38	Striaght	81	70	16	Standard
Boart HD 65	90516397	403-09601-F.10	R32	324	45	32	Straight	37	60	17	Female thread
SECO HD155	90003580	435-15601.10	T38	580	55	38	Striaght	81	70	16	Standard

Böhler

Rock drill	Product No.	Product code	Thread	Length (L)	Diameter (D)	Diameter at strike face	Spline type	Spline length	Spline diameter	Spline dimension	Special feature
				mm	mm	mm		mm	mm	mm	
Böhler HM 751	90516156	403-01131.10	R32	380	38	38	Straight	32	57	25	Standard
Böhler HM 751	90516180	435-01131.10	T38	390	38	38	Straight	32	57	25	Standard

Cannon

Rock drill	Product No.	Product code	Thread	Length (L)	Diameter (D)	Diameter at strike face	Spline type	Spline length	Spline diameter	Spline dimension	Special feature
				mm	mm	mm		mm	mm	mm	
CH-38	90515861	403-15201-F.10	R32	328	44	33	Straight	60	48	9	Female thread
Cannon CH-38	90516118	435-06904-F.10	T38	390	55	38	Straight	76	57	13	Female thread

Furukawa

Rock drill	Product No.	Product code	Thread	Length (L)	Diameter (D)	Diameter at strike face	Spline type	Spline length	Spline diameter	Spline dimension	Special feature
				mm	mm	mm		mm	mm	mm	
FURU HD90	90515969	404-14401.10	R38	515	40	32	Straight	55	49	10	Standard
Furukawa HD 150, HD 190	90516124	435-10002.10	T38	500	40	38	Straight	70	55	8	Standard
Furukawa HD 609	90516197	435-13802.10	T38	690	45	36	Straight	73	57	10	Standard
Furukawa HD 709	90516486	435-18101.10	T38	620	45		Straight	93	63	10	Standard
Furukawa PD 200	90516025	436-07751.10	T45	485	44	44	Straight	70	71	21	Standard
Furukawa HD 709	90516487	436-18101.10	T45	620	45		Straight	93	63	10	Standard
HD 715	90029597	437-20703.10	T51	790	58		Straight	100	80	12	Standard
HD836	5697005727	458-23201.10	TW60	900	68	68	Straight	130	87		

Gardner-Denver

Rock drill	Product No.	Product code	Thread	Length (L)	Diameter (D)	Diameter at strike face	Spline type	Spline length	Spline diameter	Spline dimension	Special feature
				mm	mm	mm		mm	mm	mm	
Gardner-Denver 93	90515858	403-00131.10	R32	380	32	32	Straight	21	48	20	Standard
Gardner-Denver PR 123	90516082	403-03205.10	R32	585	44	44	Straight	64	56	18	Standard
Gardner-Denver PR 123, IR VL120,140	90516084	403-03251.10	R32	381	44	44	Straight	64	56	18	Standard
Gardner-Denver PR 123, IR VL120,140	90516095	404-03251.10	R38	381	44	44	Straight	64	56	18	Standard
Gardner-Denver PR 123, IR VL120,140	90516115	435-03251.10	T38	381	44	44	Straight	64	56	18	Standard
Gardner Denver HPR-C, HPRH-D	90516296	436-06703.10	T38	560	38	38	Straight	69	61	4	Standard
Gardner-Denver PR 123, IR VL120,140	90516127	436-03251.10	T45	381	44	44	Straight	64	56	18	Standard
Gardner-Denver HPR 5123 (REEDRILL)	90516469	436-18401.10	T45	770	51		Straight	89	76	4	Standard
Gardner-Denver HPR 2	90516322	437-12601.10	T51	914	51	51	Straight	102	76	4	Standard
Gardner-Denver HPR 5123 (REEDRILL)	90516470	437-18401.10	T51	770	51		Straight	89	76	4	Standard

Ingersoll-Rand

Rock drill	Product No.	Product code	Thread	Length (L)	Diameter (D)	Diameter at strike face	Spline type	Spline length	Spline diameter	Spline dimension	Special feature
				mm	mm	mm		mm	mm	mm	
Ingersoll-Rand 350	90515858	403-00131,10	R32	380	32	32	Straight	21	48	20	Standard
Ingersoll-Rand YD 90 M	90515881	403-01631,10	R32	350	38	38	Straight	43	50	14	Standard
Ingersoll-Rand VL 120,140	90516084	403-03251,10	R32	381	44		Straight	64	56	18	Standard
Ingersoll-Rand Hydrastar 200; Secoma	90516090	403-10101-F,10	R32	351	45	34	Straight	76	54	9	Female thread
Ingersoll-Rand VL 120,140	90516095	404-03251,10	R38	381	44		Straight	64	56	18	Standard
Ingersoll-Rand VL 120,140	90516115	435-03251,10	T38	381	44		Straight	64	56	18	Standard
Ingersoll-Rand LM 500, YH 65, YH 70	90516283	435-10791,10	T38	500	45	46	Straight	84	65	13	Standard
Ingersoll-Rand YH 65 RP	90516285	435-10792,10	T38	700	45	46	Straight	107	65	13	Standard
Ingersoll-Rand VL 120,140	90516127	436-03251,10	T45	381	44		Straight	64	56	18	Standard
Ingersoll-Rand LM 500, YH 65, YH 70, YH 80A, YH 65 RP, YH 80A RP	90516299	436-10791,10	T45	500	45	46	Straight	84	65	13	Standard
Ingersoll-Rand LM 500, YH 65, YH 70, YH 80A, YH 65 RP, YH 80A RP	90516300	436-10791-17,10	T45	500	51	46	Straight	84	65	13	Standard
Ingersoll-Rand LM 500, YH 65 RP	90516301	436-10792,10	T45	700	45	46	Straight	107	65	13	Standard
Ingersoll-Rand LM 500, YH 65, YH 70, YH 80A, YH 65 RP, YH 80A RP	90516302	436-10792-17,10	T45	700	51	46	Straight	107	65	13	Standard
Ingersoll-Rand YH 110 V, YH 110 VRP, YH 135 V	90516043	437-13905,10	T51	728	55	53	Straight	110	74	12	Standard
Ingersoll-Rand LM 500, YH 65, YH 70, YH 80A, YH 65 RP, YH 80A RP	90516313	437-10791,10	T51	500	51	46	Straight	84	65	13	Standard

Joy

Rock drill	Product No.	Product code	Thread	Length (L)	Diameter (D)	Diameter at strike face	Spline type	Spline length	Spline diameter	Spline dimension	Special feature
				mm	mm	mm		mm	mm	mm	
400 RR	90515858	403-00131,10	R32	380	32	32	Straight	21	48	20	Standard
Joy JH 2	90516118	435-06904-F,10	T38	390	55	38	Straight	76	57	13	Female thread
Joy VCR 260	90516182	435-05261,10	T38	451	38	43	Straight	57	61	11	Standard

Krupp

Rock drill	Product No.	Product code	Thread	Length (L)	Diameter (D)	Diameter at strike face	Spline type	Spline length	Spline diameter	Spline dimension	Special feature
				mm	mm	mm		mm	mm	mm	
Krupp HB 51	90515858	403-00131,10	R32	380	32	32	Straight	21	48	20	Standard
Krupp HB 101	90516280	435-07901-F,10	T38	540	64	44	Straight	79	64	12	Female thread
Krupp HB 101	90516297	436-07901-F,10	T45	540	64	44	Straight	79	64	12	Female thread
Krupp HB 101	90516298	436-07902,10	T45	690	64	44	Straight	79	64	12	Standard
Krupp HB 101	90516312	437-07902,10	T51	711	64	44	Straight	79	64	12	Standard

Shank adapters

Montabert

Rock drill	Product No.	Product code	Thread	Length (L)	Diameter (D)	Diameter at strike face	Spline type	Spline length	Spline diameter	Spline dimension	Special feature
				mm	mm	mm		mm	mm	mm	
Montabert HC 25	90029803	402-21102-31-F,10	R25	200	45		Straight	33	53	8	Female thread
Montabert HC 20	90029102	403-08502-F,10	R32	187	45		Straight	23	53	8	Female thread
Montabert HC 25	90029443	403-21102-31-F,10	R32	200	45		Straight	33	53	8	Female thread
Montabert HC 40, HC50	90029587	403-08504-F,10	R32	270	45		Straight	58	53	8	Female thread
Montabert HC 25	90029999	403-21102-30-F,10	R32	200	45	33	Straight	53	8	8	Female thread
Montabert HC 40, HC 50	90515894	403-08501,10	R32	445	38		Straight	58	53	8	Standard
Montabert HC 40, HC 50	90515895	403-08504,10	R32	370	38		Straight	58	53	8	Standard
Montabert H 50,H 60,H 70	90516156	403-01131,10	R32	380	38	38	Straight	32	57	25	Standard
Montabert HC 109	90029051	404-19901-11,10	R38	530	45		Straight	97	60	10	Standard
Montabert HC 80, HC 90, HC 105, HC 120	90515964	404-08101,10	R38	440	38		Straight	97	53	8	Standard
Montabert HC 40, HC 50	90515965	404-08501,10	R38	445	38		Straight	58	53	8	Standard
Montabert HC 40, HC 50	90515966	404-08504,10	R38	370	38		Straight	58	53	8	Standard
Montabert HC 95 LQ	5697000957	435-21203,10	T38	505	45		Straight	79	60	9	Standard
Montabert HC 110	90029378	435-21001,10	T38	415	45		Straight	97	60	9	Standard
Montabert HC 95 RP	90029591	435-21201,10	T38	505	45		Straight	79	60	9	Standard
Montabert HC 95	90029648	435-21301,10	T38	440	45		Straight	95	60	9	Standard
Montabert HC 80, HC 90, HC 105, HC 120	90515985	435-08101,10	T38	440	38		Straight	97	53	8	Standard
Montabert HC 80, HC 90, HC 105, HC 120	90515987	435-08103,10	T38	500	38		Straight	97	53	8	Standard
Montabert HC 40, HC 50	90515988	435-08501,10	T38	445	38		Straight	58	53	8	Standard
Montabert HC 40, HC 50	90515989	435-08504,10	T38	370	38		Straight	58	53	8	Standard
Montabert H 50,H 60,H 70	90516180	435-01131,10	T38	390	38	38	Straight	32	57	25	Standard
Montabert HC 80, HC 120	90516519	435-08201,10	T38	490	45		Straight	97	60	9	Standard
Montabert HC 80 RP, HC 110 RP, HC 120 RP, HC 150 RP, HC 155 RP, HC 158 RP	90516522	435-11501-11,10	T38	670	45		Straight	102	60	9	Standard
Montabert HC 160, 170	90516034	436-16501,10	T45	805	60		Straight	136	69	10	Standard
Montabert HC 80, HC 120	90516202	436-08201,10	T45	490	45		Straight	97	60	9	Standard
Montabert HC 120 RP, HC 150 RP, HC 155 RP, HC 158 RP	90516212	436-11501,10	T45	670	51		Straight	102	60	9	Standard
Montabert HC 80 RP, HC 110 RP, HC 120 RP, HC 150 RP, HC 155 RP, HC 158 RP	90516213	436-11501-11,10	T45	670	45		Straight	102	60	9	Standard
Montabert HC 120 RP, HC 150 RP, HC 155 RP, HC 158 RP	90516214	436-11502,10	T45	770	51		Straight	102	60	9	Standard
Montabert HC 80 RP, HC 105 RP, HC 109 RP	90516215	436-11502-11,10	T45	770	45		Straight	102	60	9	Standard
Montabert HC 200 A	90516046	437-15002,10	T51	865	60		Straight	138	73	11	Standard
Montabert HC 160, 170	90516047	437-16501,10	T51	805	60		Straight	136	69	10	Standard
Montabert HC 120 RP, HC 150 RP, HC 155 RP, HC158 RP	90516218	437-11501,10	T51	670	51		Straight	102	60	9	Standard
Montabert HC 120 RP, HC 150 RP	90516219	437-11502,10	T51	770	51		Straight	102	60	9	Standard
Montabert HC 40	90003694	469-08504,10	TC35	370	38		Straight	58	53	8	Standard
Montabert HC 40, HC 50	90029769	469-08501,10	TC35	445	38		Straight	58	53	8	Standard
Montabert HC 80 RP, HC 110 RP, HC 120 RP, HC 150 RP, HC 155 RP, HC 158 RP	5697002555	472-11501-11,10	TC42B	670	45	97	Straight	102	9	9	Standard
Montabert HC 110	90030002	472-21001,10	TC42B	415	45	97	Straight	60	9	9	Standard
Montabert HC 200 A	90029103	458-15003,10	TW60	850	60		Straight	138	73	11	Standard

Sandvik

Rock drill	Product No.	Product code	Thread	Length (L)	Diameter (D)	Diameter at strike face	Spline type	Spline length	Spline diameter	Spline dimension	Special feature
				mm	mm	mm		mm	mm	mm	
HL 1000	90029249	458-0890A-20,10	TW60	670	60		Straight	75	79	14	Standard
HL 1000	90510253	452-08908-20-T,10	ST68	640	80		Straight	75	79	14	Standard
HL 1500	5697005440	468-15904,10	GT60	760	80	50	Straight	111	79	14	Standard
HL 1500	90029065	458-15904,10	TW60	760	80		Straight	112	79	14	Standard
HL 1500	90029152	458-15902,10	TW60	760	60		Straight	131	79	14	Standard
HL 1500	90510775	452-14601-T,10	ST68	635	80		Straight	112	79	14	Standard
HL 1500	90513765	451-14601-T,10	ST58	635	80		Straight	112	79	14	Standard
HL 1500 PE, HL 1560T	90029064	458-17901,10	TW60	760	65		Straight	111	79	14	Standard
HL 1500S PE, HL 1560ST PE	90029113	452-20101-T,10	ST68	635	90		Straight	194	79	14	Standard
HL 1500S PE, HL 1560ST PE	90029380	451-20101-T,10	ST58	635	90		Straight	112	79	14	Standard
HL 500, HL 500S	90029473	404-09401-98,10	R38	460	38		Straight	49	59	10	Standard
HL 700	5697005366	436-14003-18-99,10	T45	650	52	42	Straight	95	69	13	Standard
HL 700, HL 800	90029850	437-14002-18,10	T51	600	52		Straight	95	69	13	Standard
HL100-PE65	5697005422	468-17901,10	GT60	760	65	50	Straight	111	79	14	Standard
HL-1500	5697002977	437-14601-T,10	T51	641	80	50	Straight	112	79	14	Standard
HL1500PE-65/1560T-65	90003702	437-17901,10	T51	760	65		Straight	130	79	14	Standard
HL500, 500S	90003519	469-09401,10	TC35	460	38		Straight	49	59	10	Standard
HLX 1	90029036	424-17801,10	SR25	255	28		Straight	24	39	5	Standard
HLX3	90003605	403-19101-F,10	R32	205	45		Straight	35	59	8	Female thread
HLX5, HFX5	90003672	436-15401,10	T45	500	45		Striaght	49	59	8	Standard
HLX5/HFX5	90029037	469-15402,10	TC35	575	45		Striaght	49	59	8	Standard
L 400,L 500	90515859	403-00731,10	R32	380	32	32	Straight	19	48	20	Standard
RD 212	5697004989	404-22901,10	R38	379	38	33	Straight	37	59	8	Standard
RD 212	5697005080	403-22902-F,10	R32	245	49	35	Straight	37		8	Female thread
RD 900 PE	5697004328	436-22203,10	T45	670	65	44	Straight	115	69	13	Standard
RD314	90029344	403-20901-F,10	R32	205	45		Straight	35	59	8	Female thread
RD525	90029009	435-19502,10	T38	525	45		Straight	70	59	8	Standard
RD525	90029021	435-19503,10	T38	600	45		Straight	70	59	8	Standard
RD525	90029496	435-19504,10	T38	745	45		Straight	70	59	8	Standard
RD525	90029622	436-19512,10	T45	525	45		Straight	70	59	8	Standard
RD525 PE	90029086	427-20005,10	SR38	745	45		Straight	101	59	10	Standard
RD925	5697005465	436-22203-T,10	ET45	670	65	44	Straight	115	69	14	Silverline Corrosion Protection, Tube system
Sandvik HL 1000	90516036	437-08901-20,10	T51	590	52		Straight	94	79	14	Standard
Sandvik HL 1000	90516037	437-08902-20,10	T51	670	52		Straight	75	79	14	Standard
Sandvik HL 1500	5697001909	452-14601-31-T,10	ST68	635	80		Straight	111	79	14	Chrome version,Tube system
Sandvik HL 1500ST PE, HL 1560ST PE	5697001823	458-20103,10	TW60	760	90		Straight	112	79	14	Standard
Sandvik HL 1500ST PE, HL 1560ST PE	5697001910	452-20101-31-T,10	ST68	635	90		Straight	111	79	14	Chrome version,Tube system
Sandvik HL 300S	90516165	403-12501-F,10	R32	245	45		Straight	39	59	10	Female thread
Sandvik HL 300S	90516166	403-12502,10	R32	400	32		Straight	39	59	10	Standard
Sandvik HL 500, HL 500S	5697001650	427-09401-13,10	SR38	460	45		Straight	49	59	10	Standard
Sandvik HL 500, HL 500S	90516160	403-09401,10	R32	460	38		Straight	49	59	10	Standard
Sandvik HL 500, HL 500S	90516163	403-09405,10	R32	550	38		Straight	49	59	10	Standard
Sandvik HL 500, HL 500S	90516170	404-09401,10	R38	460	38		Straight	49	59	10	Standard
Sandvik HL 500, HL 500S	90516186	435-09401,10	T38	460	38		Straight	49	59	10	Standard
Sandvik HL 500, HL 500S	90516189	435-09405,10	T38	550	38		Straight	49	59	10	Standard
Sandvik HL 500, HL 500S	90516207	436-09402,10	T45	550	45		Straight	49	59	10	Standard

Shank adapters

Sandvik

Rock drill	Product No.	Product code	Thread	Length (L)	Diameter (D)	Diameter at strike face	Spline type	Spline length	Spline diameter	Spline dimension	Special feature
				mm	mm	mm		mm	mm	mm	
Sandvik HL 500, HL 550 S, HL 560S	90516171	404-09403-13,10	R38	500	45		Straight	49	59	10	Standard
Sandvik HL 500, HL 550S, HL 560S	90516187	435-09402-13,10	T38	550	45		Straight	49	59	10	Standard
Sandvik HL 500, HL 550S, HL 560S	90516188	435-09403-13,10	T38	500	45		Straight	49	59	10	Standard
Sandvik HL 600, HL 600S	90516191	435-09502,10	T38	525	45	40	Straight	75	60	10	Standard
Sandvik HL 600, HL 600S	90516209	436-09501,10	T45	600	45	40	Straight	75	60	10	Standard
Sandvik HL 600, HL 600S	90516210	436-09502,10	T45	525	45	40	Straight	75	60	10	Standard
Sandvik HL 600, HL 600S	90516211	436-09503,10	T45	650	52	40	Straight	75	60	10	Standard
Sandvik HL 700, HL 800	90516290	435-14001-18,10	T38	600	52		Straight	95	69	13	Standard
Sandvik HL 700, HL 800	90516306	436-14001,10	T45	600	45		Straight	95	69	13	Standard
Sandvik HL 700, HL 800	90516307	436-14001-18,10	T45	600	52		Straight	95	69	13	Standard
Sandvik HL 700, HL 800	90516509	437-14001-18,10	T51	600	52		Straight	95	69	13	Standard
Sandvik HLX 5, HFX5, RDX5	90516173	404-15401,10	R38	500	45		Striaght	49	59	8	Standard
Sandvik HLX 5, HFX5, RDX5	90516198	435-15401,10	T38	500	45		Striaght	49	59	8	Standard
Sandvik HLX 5, HFX5, RDX5	90516199	435-15402,10	T38	575	45		Striaght	49	59	8	Standard
Sandvik RD 900 PE	5697002523	451-22203,10	ST58	670	65	46	Straight	114	69	14	Standard
Sandvik RD414	5697001676	469-20903,10	TC35	405	38		Straight	41	59	8	Standard
Sandvik RD414	5697001681	427-20903,10	SR38	405	38	32	Straight	41	59	8	Standard
Sandvik RD525 PE	5697002303	472-20005,10	TC42B	745	45		Straight	101	59	10	Standard
Sandvik RD525 PE	90029532	435-20004,10	T38	600	45		Straight	101	59	10	Standard

Tamrock

Rock drill	Product No.	Product code	Thread	Length (L)	Diameter (D)	Diameter at strike face	Spline type	Spline length	Spline diameter	Spline dimension	Special feature
				mm	mm	mm		mm	mm	mm	
HL 1500 SPE-90	5697003731	4E6-20101-31-T,10	ET66	635	90	50	Straight	119	79	14	Chromed
1500 SPE-90	5697003763	4E6-20101-T,10	ET66	635	90	50	Straight	119	79	14	Standard
HL 1500	5697004915	4E6-14601-T,10	ET66	635	80	50	Straight	112	79	14	Standard
HLX1	90516148	425-17801,10	SR28	225	28	24	Straight	12	39	5	-
RD525	90029340	436-19502,10	T45	525	45	37	Straight	70	59	8	Standard
RD900 PE	5697005553	437-22203,10	T51	670	65	44	Straight	115	69	13	-

Others

Rock drill	Product No.	Product code	Thread	Length (L)	Diameter (D)	Diameter at strike face	Spline type	Spline length	Spline diameter	Spline dimension	Special feature
				mm	mm	mm		mm	mm	mm	
Secoma Hydrastar 300, X2	90515890	403-03004,10	R32	485	38	34	Straight	74	54	9	Standard
PERMON HVKS 125-1	90003534	404-18903,10	R38	576	40		Straight	81	54	9	Standard
Secoma Hydrastar 200, 300, X2	90515961	404-03004,10	R38	485	38	34	Straight	74	54	9	Standard
Secoma Hydrastar 200, 300, X2	90515983	435-03004,10	T38	485	38	34	Straight	74	54	9	Standard

Epiroc SR drill strings

The Epiroc SR drill string family are developed for underground rock excavation and surface drilling projects, where there is a demand for high quality of bolting and drifting equipment.

Adapted to the new generation of powerful hydraulic rock drills the Epiroc SR drill string family transmits that power into the rock efficiently and reliably. With a faster rate of advance it lowers the cost per drill meter, boosting productivity and increasing safety and operator focus.

With more material to resist the stresses leading to thread breakage, the Epiroc SR drill string family has a substantial increase in fatigue strength, with fewer tensile shock waves it reduces the stress in the string for less wear on the rock drill and drill rig components extending the service life.

A stiffer rod means there is less breakage, maintenance can be planned, and productivity optimized with straighter and more accurate holes drilled.

Main benefits

Easier to uncouple the bit thanks to the intelligent design of the thread system.

Easier collaring and straighter holes thanks to a stiffer more rigid drill string.

High productivity with easy collaring, straighter holes, and more availability of equipment during the drilling cycle.

Epiroc SR22 18
Epiroc SR25 18
Epiroc SR28 18
Epiroc SR32 19
Epiroc SR35 19
Epiroc SR38 20

Epiroc SR drill strings SR22 (⅞")

Drill bits

Product No.	Product code	Bit diameter		Button type	Front shape	Retrac	No. of buttons	Buttons x button diameter (mm)		Buttons angle		Flushing hole		Indexing template for grinding
		mm	inch					Centre	Gauge	Gauge	Centre	Centre	Side	
90029254	129-5033-34-67,39-20	33	1 2/7"	Ballistic	Flat face	No	8	2 x 7	6 x 7	40°	-	2	4	87004513

Rods

Product No.	Product code	Rod length		Carburized or Surface hardened	Shape	Wrench flat	Strike face contact type	Coupling D (mm)	Section (mm)	Flushing hole (mm)	Type
		mm	foot/inch								
90515244	229-0203-69-91-MF-C,02	340	1' 1 3/8"	C	Hex 22	No	Bottom drive	28.5	24,8	6,7	Speed rod
90516402	229-0206-MF-C,02	600	1' 11 5/8"	C	Hex 22	No	Bottom drive	30	24,8	6,7	Speed rod
90029389	229-0208-69-MF-C,02	740	2' 5 1/8"	C	Hex 22	No	Bottom drive	28,5	24,8	6,7	Speed rod
90003721	229-0209-69-91-MF-C,02	860	2' 9 7/8"	C	Hex 22	No	Bottom drive	28,5	24,8	6,7	Speed rod
5697002202	229-0210-69-91-MF-C,02	1000	3' 3 3/8"	C	Hex 22	No	Bottom drive	28,5	24,8	6,7	Speed rod
90516438	229-0212-MF-C,02	1220	4'	C	Hex 22	No	Bottom drive	30	24,8	6,7	Speed rod

Epiroc SR drill strings SR25 (1")

Drill bits

Product No.	Product code	Bit diameter		Button type	Front shape	Retrac	No. of buttons	Buttons x button diameter (mm)		Buttons angle		Flushing hole		Indexing template for grinding
		mm	inch					Centre	Gauge	Gauge	Centre	Centre	Side	
90029566	124-5038-34-67,39-20	38	1 1/2"	Ballistic	Flat face	No	8	2 x 8	6 x 8	40°	-	2	2	87005314

Rods

Product No.	Product code	Rod length		Carburized or Surface hardened	Shape	Wrench flat	Strike face contact type	Coupling D (mm)	Section (mm)	Flushing hole (mm)	Type
		mm	foot/inch								
90029031	224-0307-69-91-MF-C,02	734	2' 4 7/8"	C	Hex 25	No	Bottom drive	31	28,4	8,6	Speed rod
90029465	224-0309--69-91-860-MF-C,02	860	2' 9 7/8"	C	Hex 25	No	Bottom drive	31	28,4	8,6	Speed rod
90029032	224-0309-69-91-MF-C,02	930	3' 5/8"	C	Hex2 5	No	Bottom drive	31	28,4	8,6	Speed rod

SR28 (1⅛") Epiroc SR drill strings

Drill bits

Product No.	Product code	Bit diameter		Button type	Front shape	Retrac	No. of buttons	Buttons x button diameter (mm)		Buttons angle		Flushing hole		Indexing template for grinding
		mm	inch					Centre	Gauge	Gauge	Centre	Centre	Side	
90029167	125-5033-27-67-99,39-20	33	1 2/7"	Ballistic	Flat face	No	7	2 x 7	5 x 8	35°	-	2	-	87004741
90514137	125-5033-41-67,39-20	33	1 2/7"	Ballistic	Flat face	No	7	2 x 7	5 x 8	40°	15°	1	1	87004037
90514200	125-5033-17,39-20	33	1 2/7"	Spherical	Flat face	No	7	2 x 7	5 x 7	35°	-	1	1	87003484
90514117	125-5033-41,39-20	33	1 2/7"	Spherical	Flat face	No	7	2 x 7	5 x 8	40°	-	1	1	87004037
90514102	125-5035-27-67,39-20	35	1 3/8"	Ballistic	Flat face	No	7	2 x 7	5 x 9	25°	-	1	1	87003483
90029060	125-5035-27-67-99,39-20	35	1 3/8"	Ballistic	Flat face	No	7	2 x 7	5 x 9	25°	-	1	1	87004741
90514322	125-5035-27,39-20	35	1 3/8"	Spherical	Flat face	No	7	2 x 7	5 x 9	25°	-	1	1	87003483
90003625	125-5037-99-67,39-20	37	1 1/2"	Ballistic	Flat face	No	7	2 x 7	5 x 9	35°	-	1	1	87004741
90514167	125-5037-99,39-20	37	1 1/2"	Spherical	Flat face	No	7	2 x 7	5 x 9	35°	-	1	1	87003483
90516334	125-5038-41-67,39-20	38	1 1/2"	Ballistic	Flat face	No	7	2 x 8	5 x 9	40°	-	1	1	87004741
90514282	125-5038-27,39-20	38	1 1/2"	Spherical	Flat face	No	7	2 x 7	5 x 9	30°	-	1	1	87003483
90029184	125-5040-27,39-20	40	1 3/5"	Spherical	Flat face	No	7	2 x 7	5 x 9	40°	-	1	1	87004741
90515379	125-5041-27,39-20	41	1 3/5"	Spherical	Flat face	No	7	2 x 8	5 x 9	40°	-	1	1	87005310
90030055	125-5041-39-70,37-20	41	1 3/5"	Trubbnos	PUG -Flat face	No	9	3 x 7	6 x 9	35°	-	3	3	87003495
90515543	125-5042-27,39-20	42	1 2/3"	Spherical	Flat face	No	7	2 x 8	5 x 9	40°	-	1	1	87005310
90029307	125-5043-27,39-20	43	1 2/3"	Spherical	Flat face	No	7	2 x 9	5 x 9	35°	-	1	1	87005310
90514507	125-5045-27,39-20	45	1 7/9"	Spherical	Flat face	No	7	2 x 8	5 x 11	30°	-	2	1	87003480
90030012	125-5045-39-70,37-20	45	1 7/9"	Trubbnos	PUG -Flat face	No	9	3 x 9	6 x 10	35°	-	3	3	87003495
90030067	125-5048-39-70,37-20	48	1 8/9"	Trubbnos	PUG -Flat face	No	9	3 x 9	6 x 11	35°	-	3	3	87003495
90514793	125-5051-27,39-20	51	2"	Spherical	Flat face	No	7	2 x 10	5 x 11	35°	-	2	1	87003485
90029897	125-5076-42-24,57-20	76	3"	Spherical	Dome bit	No	9	3 x 12,7	6 x 12,7	45°	-	1	3	87003951

Rods

Product No.	Product code	Rod length		Carburized or Surface hardened	Shape	Wrench flat	Strike face contact type	Coupling D (mm)	Section (mm)	Flushing hole (mm)	Type
		mm	foot/inch								
90515420	225-0407-69-MF-C,02	675	2' 2 5/8"	C	Hex 28	No	Bottom drive	34	31,8	8,8	Speed rod
90029906	225-0311-69-MF-C,02	1100	3' 7 5/16"	C	Hex 25	No	Bottom drive	34	28,4	8,6	Speed rod
90003641	225-0412-69-MF-C,02	1220	4'	C	Hex 28	No	Bottom drive	34	31,8	8,8	Speed rod
90029907	225-0319-69-MF-C,02	1900	6' 2 3/4"	C	Hex 25	No	Bottom drive	34	28,4	8,6	Speed rod
90003689	225-0324-69-MF-C,02	2400	7' 10 1/2"	C	Hex 25	No	Bottom drive	34	28,4	8,6	Speed rod
90516350	225-0331-69-MF-C,02	3050	10' 1 5/8"	C	Hex 25	No	Bottom drive	34	28,4	8,6	Speed rod

Drill bits

Product No.	Product code	Bit diameter		Button type	Front shape	Retrac	No. of buttons	Buttons x button diameter (mm)		Buttons angle		Flushing hole		Indexing template for grinding
		mm	inch					Centre	Gauge	Gauge	Centre	Centre	Side	
90514501	126-5038-27-67,39-20	38	1 1/2"	Ballistic	Flat face	No	7	2 x 7	5 x 9	40°	-	1	1	87004741
5697005635	126-5041-39-70,37-20-5635	41	1 3/5"	Trubbnos	Flat face	No	9	3 x 7	6 x 9	35°	-	3	3	-
90030050	126-5041-39-70,37-20	41	1 3/5"	Trubbnos	PUG -Flat face	No	9	3 x 7	6 x 9	35°	-	3	3	87003495
5697005636	126-5043-39-70,37-20-5636	43	1 2/3"	Trubbnos	Flat face	No	9	3 x 8	6 x 9	35°	-	3	3	-
90030058	126-5043-39-70,37-20	43	1 2/3"	Trubbnos	PUG -Flat face	No	9	3 x 8	6 x 9	35°	-	3	3	87003495
90514953	126-5045-37-67,39-20	45	1 7/9"	Ballistic	Flat face	No	9	3 x 8	6 x 9	40°	-	3	1	87003481
5697005637	126-5045-39-70,37-20-5637	45	1 7/9"	Trubbnos	Flat face	No	9	3 x 9	6 x 10	35°	-	3	3	-
90030013	126-5045-39-70,37-20	45	1 7/9"	Trubbnos	PUG -Flat face	No	9	3 x 9	6 x 10	35°	-	3	3	87003495
5697005638	126-5048-39-70,37-20-5638	48	1 8/9"	Trubbnos	Flat face	No	9	3 x 9	6 x 10,95	35°	-	3	3	-
90030063	126-5048-39-70,37-20	48	1 8/9"	Trubbnos	PUG -Flat face	No	9	3 x 9	6 x 11	35°	-	3	3	87003495
90514503	126-6051,49-20	51	2"	Spherical	Drop center	No	9	3 x 9	6 x 10	35°	-	3	-	87003487
90029898	126-5076-42-24-70,57-20	76	3"	Trubbnos	Dome bit	No	9	2 x 12,7	6 x 12,7	35°	-	3	1	87003559

Rods

Product No.	Product code	Rod length		Carburized or Surface hardened	Shape	Wrench flat	Strike face contact type	Coupling D (mm)	Section (mm)	Flushing hole (mm)	Type
		mm	foot/inch								
90003686	226-4518-69-MF-C,02	1830	6'	C	Rnd 32	No	Bottom drive	38	32	11,7	Speed rod
90516482	226-4531-69-MF-C,02	3050	10' 1 5/8"	C	Rnd 32	No	Bottom drive	38	32	11,7	Speed rod
90029300	226-4537-69-MF-C,02	3700	12' 1 5/8"	C	Rnd 32	No	Bottom drive	38	32	11,7	Speed rod

Drill bits

Product No.	Product code	Bit diameter		Button type	Front shape	Retrac	No. of buttons	Buttons x button diameter (mm)		Buttons angle		Flushing hole		Indexing template for grinding
		mm	inch					Centre	Gauge	Gauge	Centre	Centre	Side	
90030052	128-5041-39-70,37-20	41	1 3/5"	Trubbnos	PUG -Flat face	No	9	3 x 7	6 x 9	35°	-	3	3	-
90513844	128-5043-27,39-20	43	1 2/3"	Spherical	Flat face	No	7	2 x 9	5 x 9	35°	-	1	2	87003499
90030054	128-5043-39-70,37-20	43	1 2/3"	Trubbnos	PUG -Flat face	No	9	3 x 8	6 x 9	35°	-	3	3	87003495
90029144	128-5045-37-67-99,39-20	45	1 7/9"	Ballistic	Flat face	No	9	3 x 8	6 x 9	40°	-	-	3	87003481
90513839	128-5045-37-67,39-20	45	1 7/9"	Ballistic	Flat face	No	9	3 x 8	6 x 9	40°	-	3	1	87003481
5697005629	128-5045-39-66-S,37-20	45	1 7/9"	Full ballistic	Flat face	No	9	3 x 9	6 x 10	35°	17°	3	3	Non-grinding
90030016	128-5045-39,37-20	45	1 7/9"	Spherical	PUG -Flat face	No	9	3 x 9	6 x 10	35°	-	3	3	87003495
5697002643	128-5045-39-84,37-D21	45	1 7/9"	Spherical	Powerbit X	No	9	3 x 10	6 x 10	30°	15°	3	3	-
90029939	128-5045-39-70,37-20	45	1 7/9"	Trubbnos	PUG -Flat face	No	9	3 x 9	6 x 10	35°	-	3	3	87003495
90030015	128-5045-39-30-70,37-20	45	1 7/9"	Trubbnos	PUG -Flat face	No	9	3 x 8	6 x 9	40°	-	3	3	87003495
90513843	128-5048-37-67,39-20	48	1 8/9"	Ballistic	Flat face	No	9	3 x 9	6 x 10	40°	-	3	1	87003486
5697005599	128-5048-39-66-S,37-20	48	1 8/9"	Full ballistic	Flat face	No	9	3 x 9	6 x 10,95	35°	15°	3	3	Non-grinding
5697005621	128-5048-39-66,37-20	48	1 8/9"	Full ballistic	Flat face	No	9	3 x 9	6 x 10,95	35°	15°	3	3	Non-grinding
90030040	128-5048-39,37-20	48	1 8/9"	Spherical	PUG -Flat face	No	9	3 x 9	6 x 11	35°	-	3	3	87003495
5697001694	128-5048-39-84,37-D21	48	1 8/9"	Spherical	Powerbit X	No	9	3 x 10	6 x 12	25°	15°	3	3	-
90030037	128-5048-39-70,37-06	48	1 8/9"	Trubbnos	PUG -Flat face	No	9	3 x 9	6 x 11	35°	-	3	3	87003495
90030038	128-5048-39-70,37-20	48	1 8/9"	Trubbnos	PUG -Flat face	No	9	3 x 9	6 x 11	35°	-	3	3	87003495
5697001700	128-5048-39-70-99,37-20	48	1 8/9"	Trubbnos	Power face	No	9	3 x 9	6 x 10,95	35°	90	3	3	87003495
90514595	128-5051-24-45-67,39-20	51	2"	Ballistic	Flat face	Yes	11	3 x 9	8 x 9	35°	-	1	1	87003493
90030044	128-5051-39,37-20	51	2"	Spherical	PUG -Flat face	No	9	3 x 9	6 x 11	35°	-	3	3	87003488
90030047	128-5051-39,37-06	51	2"	Spherical	PUG -Flat face	No	9	3 x 9	6 x 11	35°	-	3	3	87003488
90514649	128-5051-39,39-20	51	2"	Spherical	Flat face	No	9	3 x 9	6 x 11	35°	-	3	1	87003486
5697002448	128-5051-41-39-84,37-D21	51	2"	Spherical	Powerbit X	No	9	3 x 10	6 x 12	35°	15°	3	3	-
90030046	128-5051-39-70,37-20	51	2"	Trubbnos	PUG -Flat face	No	9	3 x 9	6 x 11	35°	-	3	3	87003488
90030059	128-5054-39-70,37-20	54	2 1/8"	Trubbnos	PUG -Flat face	No	9	3 x 9	6 x 12	35°	-	3	3	87003495
90513870	128-5064-67,49-20	64	2 1/2"	Ballistic	Flat face	No	12	4 x 10	8 x 10	40°	-	2	-	87003489
90515626	128-6064-45-67,49-20	64	2 1/2"	Ballistic	Drop center	Yes	10	4 x 10	6 x 11	35°	-	3	1	87003487
90516250	128-6064,49-06	64	2 1/2"	Spherical	Drop center	No	10	4 x 9	6 x 11	35°	-	3	-	87003734
90029892	128-5076-42-24-70,57-20	76	3"	Trubbnos	Dome bit	No	10	1 x 12,7	9 x 12,7	35°	-	3	-	87003951
90029890	128-5089-42-24,57-20	89	3 1/2"	Spherical	Dome bit	No	15	1 x 12,7	14 x 12,7	35°	-	2	2	87003953
90029881	128-5089-42-24-70,57-20	89	3 1/2"	Trubbnos	Dome bit	No	15	1 x 12,7	14 x 12,7	35°	-	2	1	87003953
90029626	128-9102-45-A,49-20	102	4"	Spherical	Hole opener	No	15	3 x 12,7	12 x 12,7	35°	-	4	-	-
90029807	128-5102-42-24,57-20	102	4"	Spherical	Dome bit	No	17	1 x 12,7	16 x 12,7	35°	-	2	1	87003953
90029942	128-9102-40,49-20	102	4"	Spherical	Hole opener	No	15	3 x 10	12 x 12,7	35°	-	4	-	-
90029808	128-5102-42-24-70,57-20	102	4"	Trubbnos	Dome bit	No	17	1 x 12,7	16 x 12,7	35°	-	2	1	87003953
90029893	128-5127-42-24,57-20	127	5 "	Spherical	Dome bit	No	19	1 x 12,7	18 x 12,7	35°	-	3	1	87004775

Rods

Product No.	Product code	Rod length		Carburized or Surface hardened	Shape	Wrench flat	Strike face contact type	Coupling D (mm)	Section (mm)	Flushing hole (mm)	Type
		mm	foot/inch								
90513852	228-0609-69-MF-C,02	915	3'	C	Hex 35	No	Bottom drive	46	39,6	9,5	Speed rod
90514123	228-0618-69-MF-C,02	1830	6'	C	Hex 35	No	Bottom drive	46	39,6	9,5	Speed rod

Epiroc SR drill strings

SR38 (1½")

Drill bits

Product No.	Product code	Bit diameter		Button type	Front shape	Retrac	No. of buttons	Buttons x button diameter (mm)		Buttons angle		Flushing hole		Indexing template for grinding
		mm	inch					Centre	Gauge	Gauge	Centre	Centre	Side	
5697001651	127-6057-44-70,37-20	57	2 1/4"	Trubbnos	Power face	Yes	10	4 x 9	6 x 11	35°	90	3	3	87003495
5697001730	127-6064-21-44-70,57-20	64	2 1/2"	Trubbnos	Power face	Yes	10	3x10;1x8	6 x 12.7	35	90	3	3	87003495
5697001527	127-5102-42-24,57-20	102	4"	Spherical	Dome bit	No	17	1 x 12.70	16 x 12.70	35°	90	2	2	87003953

Rods

Product No.	Product code	Rod length		Carburized or Surface hardened	Shape	Wrench flat	Strike face contact type	Coupling D (mm)	Section (mm)	Flushing hole (mm)	Type
		mm	foot/inch								
5697001656	227-4718-69-MF-C,02	1830	6'	C	Rnd 39	No	Bottom drive	48	39	14,5	Speed rod
90514774	227-4731-69-MF-C,02	3050	10' 1 5/8"	C	Rnd 39	No	Bottom drive	48	39	14,5	Speed rod
90516624	227-4749-69-MF-C,02	4920	16' 1 3/4"	C	Rnd 39	No	Bottom drive	48	39	14,5	Speed rod
90003568	228-4755-27-69-MF-C,02	5530	18' 1 3/4"	C	Rnd 39	No	Bottom drive	48	39	14,5	Drifter speed rod
90003567	228-4761-27-69-MF-C,02	6095	20' 1/8"	C	Rnd 39	No	Bottom drive	48	39	14,5	Drifter speed rod
90003569	228-4764-27-69-MF-C,02	6400	21'	C	Rnd 39	No	Bottom drive	48	39	14,5	Drifter speed rod

Epiroc R drill strings

At Epiroc, we are committed to providing our customers with the highest quality rock drilling tools and equipment. One of the key components that ensure the reliability and efficiency of our drilling operations is the industry standard R thread. The "R" stands for "rope," reflecting its robust design and exceptional performance, which are widely recognized and used in various drilling applications.

Main benefits

Enhanced durability and strength – The R thread is engineered to withstand the high stresses and loads encountered during rock drilling operations. Its robust design ensures a secure and reliable connection between drill string components, reducing the risk of breakage and downtime. This durability translates to longer tool life and lower maintenance costs for our customers.

Improved operational efficiency – The precise threading of the R thread allows for quick and easy assembly and disassembly of drill strings. This efficiency is crucial in minimizing downtime and maximizing productivity on the job site. With the R thread, our customers can achieve faster drilling rates and complete projects more efficiently.

Versatility and compatibility – The R thread is an industry standard, making it compatible with a wide range of drilling equipment and accessories. This versatility ensures that our customers can easily integrate Epiroc's R thread drill strings into their existing setups, providing a seamless and cost-effective solution for their drilling needs.

Epiroc R25 22
Epiroc R28 22
Epiroc R32 23
Epiroc R38 24



Drill bits

Product No.	Product code	Bit diameter		Button type	Front shape	Retrac	No. of buttons	Buttons x button diameter (mm)		Buttons angle		Flushing hole		Indexing template for grinding
		mm	inch					Centre	Gauge	Gauge	Centre	Centre	Side	
90510274	102-5033-17-67,39-20	33	1 2/7"	Ballistic	Flat face	No	7	2 x 7	5 x 7	35°	-	1	1	87003484
90514118	102-5033-41-67,39-20	33	1 2/7"	Ballistic	Flat face	No	7	2 x 7	5 x 8	40°	15°	1	1	87004037
90510448	102-5033-17,39-20	33	1 2/7"	Spherical	Flat face	No	7	2 x 7	5 x 7	35°	-	1	1	87003484
90509723	102-5035-27-67,39-20	35	1 3/8"	Ballistic	Flat face	No	7	2 x 7	5 x 9	25°	-	1	1	87003483
90505181	102-5035-27,39-20	35	1 3/8"	Spherical	Flat face	No	7	2 x 7	5 x 9	25°	10°	1	1	87003483
90513900	102-5037-99-67,39-20	37	1 1/2"	Ballistic	Flat face	No	7	2 x 7	5 x 9	40°	20°	1	1	87004741
90505295	102-5037-27,39-20	37	1 1/2"	Spherical	Flat face	No	7	2 x 7	5 x 9	30°	-	1	1	87003483
90513899	102-5037-99,39-20	37	1 1/2"	Spherical	Flat face	No	7	2 x 7	5 x 9	35°	15°	1	1	87004741
90505180	102-5038-27-67,39-20	38	1 1/2"	Ballistic	Flat face	No	7	2 x 7	5 x 9	40°	-	1	1	87003483
90515669	102-5038-34-66,39-20	38	1 1/2"	Full ballistic	Flat face	No	8	2 x 8	6 x 8	35°	-	0	2	87005314
90505179	102-5038-27,39-20	38	1 1/2"	Spherical	Flat face	No	7	2 x 7	5 x 9	30°	-	1	1	87003483
90505176	102-5041-27-67,39-20	41	1 3/5"	Ballistic	Flat face	No	7	2 x 8	5 x 9	40°	-	1	1	87003499
90505175	102-5041-27,39-20	41	1 3/5"	Spherical	Flat face	No	7	2 x 8	5 x 9	35°	-	1	1	87003499
90505145	102-5045-27,39-20	45	1 7/9"	Spherical	Flat face	No	7	2 x 8	5 x 11	30°	-	1	2	87003480
90513912	102-5048-27,39-20	48	1 8/9"	Spherical	Flat face	No	7	2 x 9	5 x 11	35°	10°	1	2	87003499
90505353	102-5051-27,39-20	51	2"	Spherical	Flat face	No	7	2 x 10	5 x 11	35°	-	2	1	87003485

Rods

Product No.	Product code	Rod length		Carburized or Surface hardened	Shape	Wrench flat	Strike face contact type	Coupling D (mm)	Section (mm)	Flushing hole (mm)	Type
		mm	foot/inch								
90548008	202-0206-C,02	610	2'	C	Hex 22	No	Bottom drive	-	24,8	6,7	Extension rod
90548035	202-0309-C,02	915	3'	C	Hex 25	No	Bottom drive	-	28,4	8,6	Extension rod
90509525	202-0310-C,02	1000	3' 3 3/8"	C	Hex 25	No	Bottom drive	-	28,4	8,6	Extension rod
90000524	202-0212-C,02	1220	4'	C	Hex 22	No	Bottom drive	-	24,8	6,7	Extension rod
90000131	202-0312-C,02	1220	4'	C	Hex 25	No	Bottom drive	-	28,4	8,6	Extension rod
90000535	202-0315-C,02	1525	5'	C	Hex 25	No	Bottom drive	-	28,4	8,6	Extension rod
90000132	202-0318-C,02	1830	6'	C	Hex 25	No	Bottom drive	-	28,4	8,6	Extension rod
90548093	202-0324-C,02	2400	7' 10 1/2"	C	Hex 25	No	Bottom drive	-	28,4	8,6	Extension rod
90003687	202-0328-C,02	2800	9' 2 1/4"	C	Hex 25	No	Bottom drive	-	28,4	8,6	Extension rod
90000981	202-0331-C,02	3050	10' 1 5/8"	C	Hex 25	No	Bottom drive	-	28,4	8,6	Extension rod
90505035	202-0306-MF-C,02	610	2'	C	Hex 25	No	Bottom drive	35	28,4	8,6	Speed rod
90505036	202-0312-MF-C,02	1220	4'	C	Hex 25	No	Bottom drive	35	28,4	8,6	Speed rod
90515510	202-0318-MF-C,02	1830	6'	C	Hex 25	No	Bottom drive	35	28,4	8,6	Speed rod

Couplings

Product No.	Product code	Description	Diameter		Length		Weight kg	Feature	Thread
			mm	inch	mm	inch			
90515728	302-0033,02	TH Coupling, R25-R25, Standard	33	1 2/7"	150	6"	0,5	Standard	R25

Drill bits

Product No.	Product code	Bit diameter		Button type	Front shape	Retrac	No. of buttons	Buttons x button diameter (mm)		Buttons angle		Flushing hole		Indexing template for grinding
		mm	inch					Centre	Gauge	Gauge	Centre	Centre	Side	
90505296	107-5037-27,39-20	37	1 1/2"	Spherical	Flat face	No	7	2 x 7	5 x 9	30°	-	1	1	87003483
90505178	107-5038-27-67,39-20	38	1 1/2"	Ballistic	Flat face	No	7	2 x 7	5 x 9	40°	-	1	1	87003483
90505177	107-5038-27,39-20	38	1 1/2"	Spherical	Flat face	No	7	2 x 7	5 x 9	30°	-	1	1	87003483
90505174	107-5041-27-67,39-20	41	1 3/5"	Ballistic	Flat face	No	7	2 x 8	5 x 9	40°	-	1	1	87003499
90505173	107-5041-27,39-20	41	1 3/5"	Spherical	Flat face	No	7	2 x 8	5 x 9	35°	-	1	1	87003499
90505169	107-5043-27,39-20	43	1 2/3"	Spherical	Flat face	No	7	2 x 9	5 x 9	35°	-	1	2	87003499
90030014	107-5045-39,37-20	45	1 7/9"	Spherical	PUG -Flat face	No	9	3 x 9	6 x 10	35°	-	3	3	87003495
90030066	107-5048-39-70,37-20	48	1 8/9"	Trubbnos	PUG -Flat face	No	9	3 x 9	6 x 11	35°	-	3	3	87003495

Rods

Product No.	Product code	Rod length		Carburized or Surface hardened	Shape	Wrench flat	Strike face contact type	Coupling D (mm)	Section (mm)	Flushing hole (mm)	Type
		mm	foot/inch								
90502190	207-0418-C,02	1830	6'	C	Hex 28	No	Bottom drive	-	31,8	8,8	Extension rod

Couplings

Product No.	Product code	Description	Diameter		Length		Weight kg	Feature	Thread
			mm	inch	mm	inch			
90515735	307-0040,10	TH Coupling, R28-R28, Standard	44	1 3/4"	150	6"	0,9	Standard	R28

Drill bits

Product No.	Product code	Bit diameter		Button type	Front shape	Retrac	No. of buttons	Buttons x button diameter (mm)		Buttons angle		Flushing hole		Indexing template for grinding
		mm	inch					Centre	Gauge	Gauge	Centre	Centre	Side	
90505172	103-5041-27-67,39-20	41	1 3/5"	Ballistic	Flat face	No	7	2x8	5x9	40°	-	1	1	87003499
90510744	103-5041-34-67,39-20	41	1 3/5"	Ballistic	Flat face	No	8	2x8	6x8	40°	-	2	2	87003492
90505171	103-5041-27,39-20	41	1 3/5"	Spherical	Flat face	No	7	2x8	5x9	35°	-	1	1	87003499
90029544	103-5043-39-67,56-12	43	1 2/3"	Ballistic	Flat face	No	9	3x8	6x10	35°	-	3	3	87003495
90030056	103-5043-39,37-20	43	1 2/3"	Spherical	PUG -Flat face	No	9	3x8	6x9	35°	-	3	3	87003495
90030057	103-5043-39-70,37-20	43	1 2/3"	Trubbnos	PUG -Flat face	No	9	3x8	6x9	35°	-	3	3	87003495
90509460	103-5045-37-67,39-20	45	1 7/9"	Ballistic	Flat face	No	9	3x8	6x9	40°	-	3	1	87003481
90029629	103-5045-39-67,56-12	45	1 7/9"	Ballistic	Flat face	No	9	3x8	6x10	35°	-	3	3	87003488
90029358	103-5045-39-67,56-20	45	1 7/9"	Ballistic	Flat face	No	9	3x8	6x10	35°	-	3	3	87003488
90029189	103-5045-34-66,56-20	45	1 7/9"	Full ballistic	Flat face	No	8	2x9	6x9	40°	-	2	-	87003492
90514111	103-5045-37-66,39-20	45	1 7/9"	Full ballistic	Flat face	No	9	3x8	6x9	40°	-	3	1	87003481
90509457	103-5045-37,39-20	45	1 7/9"	Spherical	Flat face	No	9	3x8	6x9	35°	-	3	1	87003481
90030011	103-5045-39,37-20	45	1 7/9"	Spherical	PUG -Flat face	No	9	3x9	6x10	35°	-	3	3	87003495
90504401	103-5045-39,39-20	45	1 7/9"	Spherical	Flat face	No	9	3x8	6x10	30°	-	3	1	87003488
90029325	103-5045-39,56-20	45	1 7/9"	Spherical	Flat face	No	9	3x8	6x10	35°	-	3	3	87003488
90029940	103-5045-39-70,37-20	45	1 7/9"	Trubbnos	PUG -Flat face	No	9	3x9	6x10	35°	-	3	3	87003495
90509464	103-5048-37-67,39-20	48	1 8/9"	Ballistic	Flat face	No	9	3x9	6x10	40°	-	3	1	87003486
90514135	103-5048-37-66,39-20	48	1 8/9"	Full ballistic	Flat face	No	9	3x14	6x16	40°	-	3	1	87003481
90029166	103-5048-37-66-99,39-20	48	1 8/9"	Full ballistic	Flat face	No	9	3x9	6x9	40°	-	3	-	87003481
90030069	103-5048-39,37-20	48	1 8/9"	Spherical	PUG -Flat face	No	9	3x9	6x11	35°	-	3	3	87003495
90030041	103-5048-39-70,37-20	48	1 8/9"	Trubbnos	PUG -Flat face	No	9	3x9	6x11	35°	-	3	3	87003495
90510836	103-5051-37-45-67,39-20	51	2"	Ballistic	Flat face	Yes	9	3x9	6x10	40°	-	3	1	87003481
90509466	103-5051-37-67,39-20	51	2"	Ballistic	Flat face	No	9	3x9	6x10	40°	-	3	1	87003481
90029192	103-5051-39-67,56-20	51	2"	Ballistic	Flat face	No	9	3x10	6x10	35°	-	3	-	87004314
90514633	103-6051-45-67,39-20	51	2"	Ballistic	Drop center	Yes	9	3x9	6x10	35°	-	3	-	87003487
90029191	103-5051-34-66,56-20	51	2"	Full ballistic	Flat face	No	8	2x10	6x10	40°	-	2	-	87005314
90514136	103-5051-37-66,39-20	51	2"	Full ballistic	Flat face	No	9	3x9	6x10	40°	-	3	1	87003481
90510451	103-5051-34,39-20	51	2"	Spherical	Flat face	No	8	2x10	6x10	40°	-	2	2	87003492
90030051	103-5051-39,37-20	51	2"	Spherical	PUG -Flat face	No	9	3x9	6x11	35°	-	3	3	87003488
90510308	103-6051-45,39-20	51	2"	Spherical	Drop center	Yes	9	3x9	6x10	30°	-	3	-	87003487
90030049	103-5051-39-70,37-20	51	2"	Trubbnos	PUG -Flat face	No	9	3x9	6x11	35°	-	3	3	87003488
90509481	103-5054-37-67,39-20	54	2 1/8"	Ballistic	Flat face	No	9	3x10	6x11	35°	-	3	1	87003486
90030060	103-5054-39-70,37-20	54	2 1/8"	Trubbnos	PUG -Flat face	No	9	3x9	6x12	35°	-	3	3	87003495
90515503	103-5057-37-54-67,39-20	57	2 1/4"	Ballistic	Flat face	No	9	3x9	6x11	35°	-	3	2	87003495
90510453	103-5057-20,39-20	57	2 1/4"	Spherical	Flat face	No	9	3x10	6x11	35°	-	3	-	87003495
90514267	103-5057-37-45,49-20	57	2 1/4"	Spherical	Flat face	Yes	9	3x9	6x11	35°	-	3	-	87003495
90514414	103-5057-54,39-20	57	2 1/4"	Spherical	Flat face	No	9	3x9	6x11	16°	-	1	1	87004775
90030061	103-5057-39-70,37-20	57	2 1/4"	Trubbnos	PUG -Flat face	No	9	3x9	6x12	35°	-	3	3	87003495
90510327	103-5064-67,49-20	64	2 1/2"	Ballistic	Flat face	No	12	4x10	8x10	40°	-	2	-	87003489
90510414	103-6064-45-67,49-20	64	2 1/2"	Ballistic	Drop center	Yes	10	4x10	6x11	35°	-	3	-	87003487
90510303	103-5064,49-20	64	2 1/2"	Spherical	Flat face	No	12	4x10	8x10	40°	-	2	-	87003489
90510381	103-5064-45,49-20	64	2 1/2"	Spherical	Flat face	Yes	12	4x10	8x10	40°	-	2	-	87003489
90510328	103-6064,49-20	64	2 1/2"	Spherical	Drop center	No	10	4x10	6x11	35°	-	3	-	87003487
90510364	103-6064-45,49-20	64	2 1/2"	Spherical	Drop center	Yes	10	4x10	6x11	35°	-	3	-	87003487
90510353	103-5076,49-20	76	3"	Spherical	Flat face	No	12	4x11	8x11	40°	-	2	-	87003493
90510504	103-6076-45,49-20	76	3"	Spherical	Drop center	Yes	13	5x11	8x11	35°	-	4	1	87003498
90029883	103-5076-42-24-70,57-20	76	3"	Trubbnos	Dome bit	No	9	3x12,7	6x12,7	35°	-	3	1	87003951
90029882	103-5089-42-24,57-20	89	3 1/2"	Spherical	Dome bit	No	15	7x12,7	8x12,7	35°	-	4	2	87003953

Drill bits

Product No.	Product code	Bit diameter		Button type	Front shape	Retrac	No. of buttons	Buttons x button diameter (mm)		Buttons angle		Flushing hole		Indexing template for grinding
		mm	inch					Centre	Gauge	Gauge	Centre	Centre	Side	
90029891	103-5089-42-24-70,57-20	89	3 1/2	Trubbnos	Dome bit	No	15	5x12,7	8x12,7	35°	-	4	2	87003953
90029889	103-5102-42-24,57-20	102	4	Spherical	Dome bit	No	17	9x12,7	8x12,7	35°	-	4	2	87003953
90029913	103-9102-40,49-20	102	4	Spherical	Hole opener	No	9	3x12,7	6x12,7	35°	-	3	1	87003560
90029320	103-9102-45-A,49-20	102	4	Spherical	Hole opener	No	15	3x12,7	12x12,7	35°	-	4	-	87003560
90029884	103-5102-42-24-70,57-20	102	4	Trubbnos	Dome bit	No	17	9x12,7	8x12,7	35°	-	4	2	87003953
90029896	103-5127-42-24,57-20	127	5	Spherical	Dome bit	No	19	1x12,7	18x12,7	35°	-	3	2	87004775

Rods

Product No.	Product code	Rod length		Carburized or Surface hardened	Shape	Wrench flat	Strike face contact type	Coupling D (mm)	Section (mm)	Flushing hole (mm)	Type
		mm	foot/inch								
90003603	202-0410-03-C,02	1000	3' 3 3/8"	C	Hex 28	No	Bottom drive	-	31,8	8,8	Drifter rod
90029908	225-0311-03-C,02	1100	3' 7 5/16"	C	Hex 25	No	Bottom drive	-	28,4	8,6	Drifter rod
90029306	225-0419-03-C,02	1875	6' 1 13/16"	C	Hex 28	No	Bottom drive	-	31,8	8,8	Drifter rod
90029909	225-0319-03-C,02	1900	6' 2 3/4"	C	Hex 25	No	Bottom drive	-	28,4	8,6	Drifter rod
90514162	225-0421-03-C,02	2100	6' 10 5/8"	C	Hex 28	No	Bottom drive	-	31,8	8,8	Drifter rod
90503413	202-0321-03-C,02	2100	6' 10 5/8"	C	Hex 25	No	Bottom drive	-	28,4	8,6	Drifter rod
90580096	202-0322-03-C,02	2200	7' 2 5/8"	C	Hex 25	No	Bottom drive	-	28,4	8,6	Drifter rod
90514163	225-0423-03-C,02	2300	7' 6 1/2"	C	Hex 28	No	Bottom drive	-	31,8	8,8	Drifter rod
90500951	207-0424-03-C,02	2400	7' 10 1/2"	C	Hex 28	No	Bottom drive	-	31,8	8,8	Drifter rod
90514370	225-0424-03-C,02	2400	7' 10 1/2"	C	Hex 28	No	Bottom drive	-	31,8	8,8	Drifter rod
90503115	202-0324-03-C,02	2400	7' 10 1/2"	C	Hex 25	No	Bottom drive	-	28,4	8,6	Drifter rod
90505256	207-0424-03-91-C,02	2400	7' 10 1/2"	C	Hex 28	No	Bottom drive	-	31,8	8,8	Drifter rod
90510804	202-0325-03-91-C,02	2470	8' 1 1/4"	C	Hex 25	No	Bottom drive	-	28,4	8,6	Drifter rod
90514153	225-0426-03-C,02	2600	8' 6 3/8"	C	Hex 28	No	Bottom drive	-	31,8	8,8	Drifter rod
90504963	202-0326-03-C,02	2600	8' 6 3/8"	C	Hex 25	No	Bottom drive	-	28,4	8,6	Drifter rod
90029441	226-0527-03-C,02	2670	8' 9 1/8"	C	Hex 32	No	Bottom drive	-	35,8	9,6	Drifter rod
90514103	225-0427-03-91-C,02	2675	8' 9 3/8"	C	Hex 28	No	Bottom drive	-	31,8	8,8	Drifter rod
90505259	202-0327-03-91-C,02	2675	8' 9 3/8"	C	Hex 25	No	Bottom drive	-	28,4	8,6	Drifter rod
90509861	207-0428-03-91-C,02	2750	9' 1/4"	C	Hex 28	No	Bottom drive	-	31,8	8,8	Drifter rod
90504383	207-0428-03-C,02	2750	9' 1/4"	C	Hex 28	No	Bottom drive	-	31,8	8,8	Drifter rod
90514164	225-0428-03-C,02	2800	9' 2 1/4"	C	Hex 28	No	Bottom drive	-	31,8	8,8	Drifter rod
90505346	202-0328-03-C,02	2800	9' 2 1/4"	C	Hex 25	No	Bottom drive	-	28,4	8,6	Drifter rod
90513759	202-0428-03-C,02	2800	9' 2 1/4"	C	Hex 28	No	Bottom drive	-	31,8	8,8	Drifter rod
90509925	202-0329-03-C,02	2900	9' 6 1/8"	C	Hex 25	No	Bottom drive	-	28,4	8,6	Drifter rod
90514371	225-0430-03-91-C,02	2950	9' 8 1/8"	C	Hex 28	No	Bottom drive	-	31,8	8,8	Drifter rod
90514168	225-0431-03-C,02	3090	10' 1 5/8"	C	Hex 28	No	Bottom drive	-	31,8	8,8	Drifter rod
90539158	202-0331-03-C,02	3090	10' 1 5/8"	C	Hex 25	No	Bottom drive	-	28,4	8,6	Drifter rod
90515496	225-0433-03-C,02	3330	11'	C	Hex 28	No	Bottom drive	-	31,8	8,8	Drifter rod
90515601	202-0333-03-C,02	3330	11'	C	Hex 25	No	Bottom drive	-	28,4	8,6	Drifter rod
90502731	207-0434-03-C,02	3400	11' 1 7/8"	C	Hex 28	No	Bottom drive	-	31,8	8,8	Drifter rod
90514966	225-0437-03-C,02	3700	12' 1 5/8"	C	Hex 28	No	Bottom drive	-	31,8	8,8	Drifter rod
90500410	207-0437-03-C,02	3700	12' 1 5/8"	C	Hex 28	No	Bottom drive	-	31,8	8,8	Drifter rod
90002721	202-0337-03-C,02	3700	12' 1 5/8"	C	Hex 25	No	Bottom drive	-	28,4	8,6	Drifter rod
90590088	202-0340-03-C,02	4000	13' 1 1/2"	C	Hex 25	No	Bottom drive	-	28,4	8,6	Drifter rod
90003601	225-0443-03-C,02	4310	14' 1 5/8"	C	Hex 28	No	Bottom drive	-	31,8	8,8	Drifter rod

Rods

Product No.	Product code	Rod length		Carburized or Surface hardened	Shape	Wrench flat	Strike face contact type	Coupling D (mm)	Section (mm)	Flushing hole (mm)	Type
		mm	foot/inch								
90500445	207-0443-03-C,02	4310	14' 1 5/8"	C	Hex 28	No	Bottom drive	-	31,8	8,8	Drifter rod
90504186	202-0348-03-C,02	4750	15' 7"	C	Hex 25	No	Bottom drive	-	28,4	8,6	Drifter rod
90514599	225-0455-03-C,02	5530	18' 1 3/4"	C	Hex 28	No	Bottom drive	-	31,8	8,8	Drifter rod
90550062	203-2509-C,02	915	3'	C	Rnd 32	Yes	Bottom drive	-	32	11,7	Extension rod
90504948	203-0310-C,02	1000	3' 3 3/8"	C	Hex 25	No	Bottom drive	-	28,4	8,6	Extension rod
90500360	203-2510-C,02	1000	3' 3 3/8"	C	Rnd 32	Yes	Bottom drive	-	32	11,7	Extension rod
90000138	203-2512-C,02	1220	4'	C	Rnd 32	Yes	Bottom drive	-	32	11,7	Extension rod
90509485	203-2515-C,02	1525	5'	C	Rnd 32	Yes	Bottom drive	-	32	11,7	Extension rod
90000139	203-2518-C,02	1830	6'	C	Rnd 32	Yes	Bottom drive	-	32	11,7	Extension rod
90514468	203-2522-C,02	2200	7' 2 5/8"	C	Rnd 32	Yes	Bottom drive	-	32	11,7	Extension rod
90515400	203-4524-SH,03	2400	7' 10 1/2"	SH	Rnd 32	No	Bottom drive	-	32	11,7	Extension rod
90000989	203-2524-C,02	2400	7' 10 1/2"	C	Rnd 32	Yes	Bottom drive	-	32	11,7	Extension rod
90515401	203-4531-SH,03	3050	10' 1 5/8"	SH	Rnd 32	No	Bottom drive	-	32	11,7	Extension rod
90000990	203-2531-C,02	3050	10' 1 5/8"	C	Rnd 32	Yes	Bottom drive	-	32	11,7	Extension rod
90000141	203-2531-SH,03	3050	10' 1 5/8"	SH	Rnd 32	Yes	Bottom drive	-	32	11,7	Extension rod
90509565	203-2537-C,02	3660	12'	C	Rnd 32	Yes	Bottom drive	-	32	11,7	Extension rod
90000142	203-2537-SH,03	3660	12'	SH	Rnd 32	Yes	Bottom drive	-	32	11,7	Extension rod
90002394	203-2540-C,02	4000	13' 1 1/2"	C	Rnd 32	Yes	Bottom drive	-	32	11,7	Extension rod
90000993	203-2543-C,02	4310	14' 1 5/8"	C	Rnd 32	Yes	Bottom drive	-	32	11,7	Extension rod
90509957	203-2210-C,02	1000	3' 3 3/8"	C	Rnd 44	Yes	Bottom drive	32	44	27	Guide tube
90509958	203-2218-C,02	1830	6'	C	Rnd 44	Yes	Bottom drive	32	44	27	Guide tube
90509960	203-2220-C,02	2000	6' 6 3/4"	C	Rnd 44	Yes	Bottom drive	32	44	27	Guide tube
90500834	203-2512-MF-C,02	1220	4'	C	Rnd 32	Yes	Bottom drive	46	32	11,7	Speed rod
90500627	203-2515-MF-C,02	1525	5'	C	Rnd 32	Yes	Bottom drive	46	32	11,7	Speed rod
90500628	203-2518-MF-C,02	1830	6'	C	Rnd 32	Yes	Bottom drive	46	32	11,7	Speed rod
90502259	203-2524-MF-C,02	2400	7' 10 1/2"	C	Rnd 32	Yes	Bottom drive	46	32	11,7	Speed rod
90510130	203-2531-90-MF-C,02	3050	10' 1 5/8"	C	Rnd 32	Yes	Bottom drive	46	32	11,7	Speed rod
90515604	203-2531-MF,29	3050	10' 1 5/8"	SH	Rnd 32	Yes	Bottom drive	46	32	11,7	Speed rod

Couplings

Product No.	Product code	Description	Diameter		Length		Weight kg	Feature	Thread
			mm	inch	mm	inch			
90515729	302-0035,02	TH Coupling, R32-R32, Standard	34.5	1 1/3"	150	6"	0,8	Standard	R32
90515730	303-0042,10	TH Coupling, R32-R32, Standard	42	1 2/3"	150	6"	0,9	Standard	R32
90515731	303-0044,10	TH Coupling, R32-R32, Standard	44	1 3/4"	150	6"	0,9	Standard	R32
90515732	303-0044-57,10	TH Coupling, R32-R32, Full bridge	44	1 3/4"	150	6"	1	Full bridge	R32

Drill bits

Product No.	Product code	Bit diameter		Button type	Front shape	Retrac	No. of buttons	Buttons x button diameter (mm)		Buttons angle		Flushing hole		Indexing template for grinding
		mm	inch					Centre	Gauge	Gauge	Centre	Centre	Side	
90510318	104-5076,49-20	76	3"	Spherical	Flat face	No	12	4x11	8x11	40°	-	2	-	87003493

Rods

Product No.	Product code	Rod length		Carburized or Surface hardened	Shape	Wrench flat	Strike face contact type	Coupling D (mm)	Section (mm)	Flushing hole (mm)	Type
		mm	foot/inch								
90590025	203-0524-04-C,02	2400	7' 10 1/2"	C	Hex 32	No	Bottom drive	-	35,8	9,6	Drifter rod
90509478	203-0527-04-C,02	2700	8' 10 1/4"	C	Hex 32	No	Bottom drive	-	35,8	9,6	Drifter rod
90502394	207-0531-04-C,02	3090	10' 1 5/8"	C	Hex 32	No	Bottom drive	-	35,8	9,6	Drifter rod
90502129	203-0631-04-C,02	3090	10' 1 5/8"	C	Hex 35	No	Bottom drive	-	39,6	9,5	Drifter rod
90513854	228-0631-04-C,02	3090	10' 1 5/8"	C	Hex 35	No	Bottom drive	-	39,6	9,5	Drifter rod
90003070	203-0531-04-C,02	3090	14' 1 5/8"	C	Hex 32	No	Bottom drive	-	35,8	9,6	Drifter rod
90503041	207-0537-04-C,02	3700	12' 1 5/8"	C	Hex 32	No	Bottom drive	-	35,8	9,6	Drifter rod
90002720	203-0537-04-C,02	3700	12' 1 5/8"	C	Hex 32	No	Bottom drive	-	35,8	9,6	Drifter rod
90501015	203-0637-04-C,02	3700	12' 1 5/8"	C	Hex 35	No	Bottom drive	-	39,6	9,5	Drifter rod
90002693	203-0543-04-C,02	4310	14' 1 5/8"	C	Hex 32	No	Bottom drive	-	35,8	9,6	Drifter rod
90002966	203-0643-04-C,02	4310	14' 1 5/8"	C	Hex 35	No	Bottom drive	-	39,6	9,5	Drifter rod
90500425	203-0546-04-C,02	4600	15'	C	Hex 32	No	Bottom drive	-	35,8	9,6	Drifter rod
90002964	203-0649-04-C,02	4920	16' 1 3/4"	C	Hex 35	No	Bottom drive	-	39,6	9,5	Drifter rod
90002965	203-0655-04-C,02	5530	18' 1 3/4"	C	Hex 35	No	Bottom drive	-	39,6	9,5	Drifter rod
90501079	204-2724-SH,03	2435	8'	SH	Rnd 38	No	Bottom drive	-	24,8	6,7	Extension rod
90510743	204-2718-MF-C,02	1830	6'	C	Rnd 38	Yes	Bottom drive	57	38	14,5	Speed rod

Couplings

Product No.	Product code	Description	Diameter		Length		Weight kg	Feature	Thread
			mm	inch	mm	inch			
90515733	304-0055,10	TH Coupling, R38-R38, Standard	55	2 1/6"	170	6 2/3"	1,7	Standard	R38
90515734	304-0055-57,10	TH Coupling, R38-R38, Full bridge	55	2 1/6"	180	7"	2	Full bridge	R38

Epiroc T drill strings

The Eprioc T drill string has a tough thread system. In fact, it's robust enough to prevent product breakage in the blast hole. Which means you can shift your focus from all those time-consuming rod and shank changes to maintaining a much leaner stock.

Our drilling system comes in five dimensions: T35, T38, T45, T51 and Epiroc TW60. Epiroc T speed rods are ideal for bench as well as production drilling and are available as extension or drifting drill rods.

What's more, the T range of shank adapters will work wonders with your equipment – whether you're running an Epiroc drilling rig, or some other brand.

Epiroc's comprehensive range of tophammer drill bits matches the T drilling rods to perfection with the added benefit of being easier to release and change.

Main benefits

More drilling meters per day – Greater thread stability and quicker rod changes.

Longer service life – Tougher rods and shank adapters also mean less breakages and longer service life.

Quicker rod changes – Easy to uncouple thanks to the thread design.

Epiroc T35 26
Epiroc T38 26
Epiroc T45 27
Epiroc T51 28
Epiroc TW60 29

Epiroc T drill strings T35 (1⅜")

Drill bits

Product No.	Product code	Bit diameter		Button type	Front shape	Retrac	No. of buttons	Buttons x button diameter (mm)		Buttons angle		Flushing hole		Indexing template for grinding
		mm	inch					Centre	Gauge	Gauge	Centre	Centre	Side	
90029204	133-5048-37-67,39-20	48	1 8/9"	Ballistic	Flat face	No	9	3x9	6x10	40°	-	3	1	87003486
90029823	133-6051-44-70,37-20	51	2"	Trubbnos	Power face	Yes	10	3x9, 1x7	6x10	35°	-	3	3	87003559
90029822	133-6054-44-70,37-20	54	2 1/8"	Trubbnos	Power face	Yes	10	3x9, 1x8	6x11	35°	-	3	3	87003559
90029786	133-6057-44-70,37-20	57	2 1/4"	Trubbnos	Power face	Yes	10	3x9, 1x8	6x11	35°	-	3	3	87003559
90029785	133-6064-21-44-70,57-20	64	2 1/2"	Trubbnos	Power face	Yes	10	3x10, 1x8	6x12.7	35°	-	3	3	87003487

Rods

Product No.	Product code	Rod length		Carburized or Surface hardened	Shape	Wrench flat	Strike face contact type	Coupling D (mm)	Section (mm)	Flushing hole (mm)	Type
		mm	foot/inch								
90029245	233-4737-MF-C,02	3660	12'	C	Rnd 39	No	Bottom drive	46	39	14,5	Speed rod
90029246	233-4743-MF-C,02	4270	14'	C	Rnd 39	No	Bottom drive	46	39	14,5	Speed rod

Epiroc T drill strings T38 (1½")

Drill bits

Product No.	Product code	Bit diameter		Button type	Front shape	Retrac	No. of buttons	Buttons x button diameter (mm)		Buttons angle		Flushing hole		Indexing template for grinding
		mm	inch					Centre	Gauge	Gauge	Centre	Centre	Side	
90029693	135-5064,57-20	64	2 1/2"	Spherical	Flat face	No	13	5x9	8x10	35°	-	4	3	87003953
90029753	135-5064-44,57-20	64	2 1/2"	Spherical	Flat face	Yes	13	5x9	8x10	35°	-	4	3	87003953
90029712	135-6064-21,57-20	64	2 1/2"	Spherical	Power face	No	10	3x10, 1x8	6x12,7	35°	-	3	3	87003487
90029467	135-6064-21-44,57-20	64	2 1/2"	Spherical	Power face	Yes	10	3x10, 1x8	6x12,7	35°	-	3	3	87003487
90029694	135-5064-70,57-20	64	2 1/2"	Trubbnos	Flat face	No	13	5x9	8x10	35°	-	4	3	87003953
90029466	135-6064-21-44-70,57-20	64	2 1/2"	Trubbnos	Power face	Yes	10	3x10, 1x8	6x12,7	35°	-	3	3	87003487
90029713	135-6064-21-70,57-20	64	2 1/2"	Trubbnos	Power face	No	10	3x10, 1x8	6x12,7	35°	-	3	3	87003487
90029718	135-6070-21,57-20	70	2 3/4"	Spherical	Power face	No	13	5x10	8x11	35°	-	4	-	87003953
90029690	135-6070-21-44,57-20	70	2 3/4"	Spherical	Power face	Yes	13	5x10	8x11	35°	-	4	-	87003953
90029691	135-6070-21-44-70,57-20	70	2 3/4"	Trubbnos	Power face	Yes	13	5x10	8x11	35°	-	4	-	87003953
90029689	135-5076,57-20	76	3"	Spherical	Flat face	No	15	6x10	9x11	35°	-	3	-	87004433
90029688	135-5076-44,57-20	76	3"	Spherical	Flat face	Yes	15	6x10	9x11	35°	-	3	-	87004433
90029715	135-6076-21,57-20	76	3"	Spherical	Power face	No	13	5x11	8x12,7	35°	-	4	-	87003953
90029685	135-6076-21-44,57-20	76	3"	Spherical	Power face	Yes	13	5x11	8x12,7	35°	-	4	2	87003053
90029687	135-6076-21-44-70,57-20	76	3"	Trubbnos	Power face	Yes	13	5x11	8x12,7	35°	-	4	2	87003953
90029717	135-6076-21-70,57-20	76	3"	Trubbnos	Power face	No	13	5x11	8x12,7	35°	-	4	-	87003953
90029686	135-6076-44-70,57-20	76	3"	Trubbnos	Power face	Yes	13	5x11	8x12	35°	-	4	2	87003953
90029714	135-6076-70,57-20	76	3"	Trubbnos	Power face	No	13	5x11	8x12,7	35°	-	4	-	87003953
90029684	135-5089,57-20	89	3 1/2"	Spherical	Flat face	No	16	6x11	9x11	35°	-	3	-	87004434
90029867	135-5089-44,57-20	89	3 1/2"	Spherical	Flat face	Yes	16	6x11	9x11	35°	-	3	-	87004434
90029716	135-6089-21,57-20	89	3 1/2"	Spherical	Power face	No	13	5x12,7	8x12,7	35°	-	4	-	87004432
90029681	135-6089-21-44,57-20	89	3 1/2"	Spherical	Power face	Yes	13	5x12,7	8x12,7	35°	-	4	2	87004432
90029719	135-6089-21-70,57-20	89	3 1/2"	Trubbnos	Power face	No	13	5x12,7	8x12,7	35°	-	4	-	87004432
90029682	135-6089-44-70,57-20	89	3 1/2"	Trubbnos	Power face	Yes	13	5x12	8x12	35°	-	4	2	87004432
90029788	135-5102,57-20	102	4"	Spherical	Flat face	No	14	5x12,7	9x14,5	35°	-	3	-	87004775
90029789	135-5102-42-24,57-20	102	4"	Spherical	Dome bit	No	17	1x12,7	16x12,7	35°	-	2	1	87003953
90029755	135-6102,57-20	102	4"	Spherical	Power face	No	13	5x12,7	8x14,5	35°	-	4	2	87004435
90029756	135-6102-70,57-20	102	4"	Trubbnos	Power face	No	13	5x12,7	8x14,5	35°	-	4	2	87004435

T38 (1½") Epiroc T drill strings

Drill bits

Product No.	Product code	Bit diameter		Button type	Front shape	Retrac	No. of buttons	Buttons x button diameter (mm)		Buttons angle		Flushing hole		Indexing template for grinding
		mm	inch					Centre	Gauge	Gauge	Centre	Centre	Side	
90029758	135-5115,57-20	115	4 1/2"	Spherical	Flat face	No	16	7x12,7	9x14,5	35°	-	3	-	87004775
90029784	135-5127-42-24,57-20	127	5"	Spherical	Dome bit	No	19	1x12,7	18x12,7	35°	-	3	1	87004775
90029787	135-9127-51,57-20	127	5"	Spherical	Hole opener	No	17	6x15,8, 3x11	8x15,8	25°	-	2	-	87003500
90029783	135-5127-42-24-70,57-20	127	5"	Trubbnos	Dome bit	No	19	1x12,7	18x12,7	35°	-	3	1	87004775

Rods

Product No.	Product code	Rod length		Carburized or Surface hardened	Shape	Wrench flat	Strike face contact type	Coupling D (mm)	Section (mm)	Flushing hole (mm)	Type
		mm	foot/inch								
5697001868	228-0620-35-C,02	2000	6' 6 3/4"	C	Hex 35	No	Bottom drive	-	39,6	9,5	Drifter rod
90515439	203-0524-35-C,02	2400	7' 10 1/2"	C	Hex 32	No	Bottom drive	-	35,8	9,6	Drifter rod
90029007	228-0624-35-C,02	2400	7' 10 1/2"	C	Hex 35	No	Bottom drive	-	39,6	9,5	Drifter rod
90514159	228-0627-35-91-C,02	2670	8' 9 1/8"	C	Hex 35	No	Bottom drive	-	39,6	9,5	Drifter rod
90029112	225-0431-35-C,02	3090	10' 1 5/8"	C	Hex 28	No	Bottom drive	-	31,8	8,8	Drifter rod
90029574	203-0627-35-C,02	2700	8' 10 1/4"	C	Hex 35	No	Bottom drive	-	39,6	9,5	Drifter rod
90514504	226-0531-35-C,02	3090	10' 1 5/8"	C	Hex 32	No	Bottom drive	-	35,8	9,6	Drifter rod
90500107	203-0531-35-C,02	3090	10' 1 5/8"	C	Hex 32	No	Bottom drive	-	35,8	9,6	Drifter rod
90029617	228-0631-35-C,02	3090	10' 1 5/8"	C	Hex 35	No	Bottom drive	-	39,6	9,5	Drifter rod
90504392	203-0631-35-C,02	3090	10' 1 5/8"	C	Hex 35	No	Bottom drive	-	39,6	9,5	Drifter rod
90514160	228-0632-35-91-C,02	3150	10' 4"	C	Hex 35	No	Bottom drive	-	39,6	9,5	Drifter rod
90505189	203-0534-35-C,02	3400	11' 1 7/8"	C	Hex 32	No	Bottom drive	-	35,8	9,6	Drifter rod
90590043	203-0537-35-C,02	3700	12' 1 5/8"	C	Hex 32	No	Bottom drive	-	35,8	9,6	Drifter rod
90502308	203-0637-35-C,02	3700	12' 1 5/8"	C	Hex 35	No	Bottom drive	-	39,6	9,5	Drifter rod
90513856	228-0637-35-C,02	3700	12' 1 5/8"	C	Hex 35	No	Bottom drive	-	39,6	9,5	Drifter rod
90514505	226-0543-35-C,02	4310	14' 1 5/8"	C	Hex 32	No	Bottom drive	-	35,8	9,6	Drifter rod
90500862	203-0643-35-C,02	4310	14' 1 5/8"	C	Hex 35	No	Bottom drive	-	39,6	9,5	Drifter rod
90513858	228-0643-35-C,02	4310	14' 1 5/8"	C	Hex 35	No	Bottom drive	-	39,6	9,5	Drifter rod
90510784	209-0643-35-C,02	4310	14' 1 5/8"	C	Hex 35	No	Bottom drive	-	39,6	9,5	Drifter rod
90003570	228-4743-35-C,02	4310	14' 1 5/8"	C	Rnd 39	No	Bottom drive	-	39	14,5	Drifter rod
90504966	203-0645-35-C,02	4500	14' 9 1/8"	C	Hex 35	No	Bottom drive	-	39,6	9,5	Drifter rod
90502235	203-0649-35-C,02	4920	16' 1 3/4"	C	Hex 35	No	Bottom drive	-	39,6	9,5	Drifter rod
90513860	228-0649-35-C,02	4920	16' 1 3/4"	C	Hex 35	No	Bottom drive	-	39,6	9,5	Drifter rod
90003571	228-4749-35-C,02	4920	16' 1 3/4"	C	Rnd 39	No	Bottom drive	-	39	14,5	Drifter rod
90502616	203-0655-35-C,02	5530	18' 1 3/4"	C	Hex 35	No	Bottom drive	-	39,6	9,5	Drifter rod
90513861	228-0655-35-C,02	5530	18' 1 3/4"	C	Hex 35	No	Bottom drive	-	39,6	9,5	Drifter rod
90003572	228-4755-35-C,02	5530	18' 1 3/4"	C	Rnd 39	No	Bottom drive	-	39	14,5	Drifter rod
90503854	203-0661-35-C,02	6095	20' 1/8"	C	Hex 35	No	Bottom drive	-	39,6	9,5	Drifter rod
90003573	228-4761-35-C,02	6095	20' 1/8"	C	Rnd 39	No	Bottom drive	-	39	14,5	Drifter rod
90504967	203-0664-35-C,02	6400	21'	C	Hex 35	No	Bottom drive	-	39,6	9,5	Drifter rod
90003574	228-4764-35-C,02	6400	21'	C	Rnd 39	No	Bottom drive	-	39	14,5	Drifter rod
90514641	228-0637-35-MF-C,02	3700	12' 1 5/8"	C	Hex 35	No	Bottom drive	-	39,6	9,5	Drifter speed rod
90503939	203-0637-35-MF-C,02	3700	12' 1 5/8"	C	Hex 35	No	Bottom drive	57	39,6	9,5	Drifter speed rod
90003575	228-4755-35-MF-C,02	5530	18' 1 3/4"	C	Rnd 39	No	Bottom drive	57	39	14,5	Drifter speed rod
90002957	235-2718-C,02	1830	6'	C	Rnd 38	Yes	Bottom drive	-	38	14,5	Extension rod
90001962	235-0531-C,02	3050	10'	C	Hex 32	No	Bottom drive	-	35,8	9,6	Extension rod
90515289	235-4731-SH,03	3050	10'	SH	Rnd 38	No	Bottom drive	-	38	14,5	Extension rod
90002310	235-2731-SH,03	3050	10'	SH	Rnd 38	Yes	Bottom drive	-	38	14,5	Extension rod
90002236	235-2731-C,02	3050	10'	C	Rnd 38	Yes	Bottom drive	-	38	14,5	Extension rod
90515288	235-4737-SH,03	3660	12'	SH	Rnd 38	No	Bottom drive	-	38	14,5	Extension rod

Rods

Product No.	Product code	Rod length		Carburized or Surface hardened	Shape	Wrench flat	Strike face contact type	Coupling D (mm)	Section (mm)	Flushing hole (mm)	Type
		mm	foot/inch								
90002682	235-2737-SH,03	3660	12'	SH	Rnd 38	Yes	Bottom drive	-	38	14,5	Extension rod
90510050	235-0540-C,02	4000	13' 1 1/2"	C	Hex 32	No	Bottom drive	-	35,8	9,6	Extension rod
90503196	235-2740-SH,03	4000	13' 1 1/2"	SH	Rnd 38	Yes	Bottom drive	-	38	14,5	Extension rod
90515291	235-4743-SH,03	4270	14'	SH	Rnd 38	No	Bottom drive	-	38	14,5	Extension rod
90515575	235-4937-MF,29	3660	12'	SH	Rnd 45	No	Bottom drive	65	45	17	Guide rod
90510857	235-4706-MF-C,02	600	1' 11 5/8"	C	Rnd 38	No	Bottom drive	57	38	14,5	Speed rod
90510718	235-4709-MF-C,02	915	3'	C	Rnd 38	No	Bottom drive	57	38	14,5	Speed rod
90510719	235-4712-MF-C,02	1220	4'	C	Rnd 38	No	Bottom drive	57	38	14,5	Speed rod
90502325	235-2712-MF-C,02	1220	4'	C	Rnd 38	Yes	Bottom drive	57	38	14,5	Speed rod
90510720	235-4715-MF-C,02	1525	5'	C	Rnd 38	No	Bottom drive	57	38	14,5	Speed rod
90510721	235-4718-MF-C,02	1830	6'	C	Rnd 38	No	Bottom drive	57	38	14,5	Speed rod
90504397	235-2724-MF-C,02	2400	7' 10 1/2"	C	Rnd 38	Yes	Bottom drive	57	38	14,5	Speed rod
90510723	235-4731-MF-C,02	3050	10'	C	Rnd 38	No	Bottom drive	57	38	14,5	Speed rod
90515312	235-4731-MF,29	3050	10'	SH	Rnd 38	No	Bottom drive	57	38	14,5	Speed rod
90500630	235-2731-MF-C,02	3050	10'	C	Rnd 38	Yes	Bottom drive	57	38	14,5	Speed rod
90510724	235-4737-MF-C,02	3660	12'	C	Rnd 38	No	Bottom drive	57	38	14,5	Speed rod
90515315	235-4737-MF,29	3660	12'	SH	Rnd 38	No	Bottom drive	57	38	14,5	Speed rod
90515570	235-4743-MF,29	4270	14'	SH	Rnd 38	No	Bottom drive	57	38	14,5	Speed rod
90503663	203-0643-35-MF-C,02	4310	14' 1 5/8"	C	Hex 35	No	Bottom drive		39,6	9,5	Speed rod
90510726	235-4749-MF-C,02	4880	16'	C	Rnd 38	No	Bottom drive	57	38	14,5	Speed rod
90515571	235-4749-MF,29	4880	16'	SH	Rnd 38	No	Bottom drive	57	45	17	Speed rod
90510727	235-4755-MF-C,02	5530	18' 1 3/4"	C	Rnd 38	No	Bottom drive	57	38	14,5	Speed rod
90003688	235-4761-MF-C,02	6095	20' 1/8"	C	Rnd 45	No	Bottom drive	65	45	17	Speed rod
94502648	235-7012,10	1220	4'	C	Rnd 56	Yes	Bottom drive	64	56	43	TDS - Guide tube
94000051	235-7015,10	1525	5'	C	Rnd 56	Yes	Bottom drive	64	56	43	TDS - Guide tube
94000052	235-7018,10	1830	6'	C	Rnd 56	Yes	Bottom drive	64	56	43	TDS - Guide tube
94000053	235-7031,10	3050	10'	C	Rnd 56	Yes	Bottom drive	64	56	43	TDS - Guide tube
94502622	235-6937,10	3660	12'	C	Rnd 64	Yes	Bottom drive	46	64	46	TDS - Guide tube

Couplings

Product No.	Product code	Description	Diameter		Length		Weight kg	Feature	Thread
			mm	inch	mm	inch			
90515736	335-0052,10	TH Coupling, T38-T38, High frequency drifters	52	2"	190	7 1/2"	1,7	High frequncy drifters	T38
90515737	335-0055,10	TH Coupling, T38-T38, Standard	55	2 1/6"	190	7 1/2"	1,9	Standard	T38
90515738	335-0055-57,10	TH Coupling, T38-T38, Full bridge	55	2 1/6"	180	7"	2	Full bridge	T38

Drill bits

Product No.	Product code	Bit diameter		Button type	Front shape	Retrac	No. of buttons	Buttons x button diameter (mm)		Buttons angle		Flushing hole		Indexing template for grinding
		mm	inch					Centre	Gauge	Gauge	Centre	Centre	Side	
90029614	136-6066-21-44-70,57-20	66	2,6"	Trubbnos	Power face	Yes	10	3x10, 1x8	6x12,7	35°	-	3	-	87003487
90029395	136-6070-21-44,57-20	70	2,75"	Spherical	Power face	Yes	13	5x10	8x11	35°	-	4	-	87003953
90029394	136-6070-21-44-70,57-20	70	2,75"	Trubbnos	Power face	Yes	13	5x10	8x11	35°	-	4	-	87003953
90029409	136-6070-21-70,57-20	70	2,75"	Trubbnos	Power face	No	13	5x10	8x11	35°	-	4	-	87003953
5697005863	136-5076-44-66,57-20	76	3"	Full ballistic	Flat face	Yes	15	6 x 10	9 x 10,9	35°	-	3	-	-
90029371	136-5076,57-20	76	3"	Spherical	Flat face	No	15	6x10	9x11	35°	-	3	-	87004433
90029370	136-5076-44,57-20	76	3"	Spherical	Flat face	Yes	15	6x10	9x11	35°	-	3	-	87004433
90029377	136-6076-21,57-20	76	3"	Spherical	Power face	No	13	5x11	8x12,7	35°	-	4	2	87003953
90029357	136-6076-21-44,57-20	76	3"	Spherical	Power face	Yes	13	5x11	8x12,7	35°	-	4	2	87003953
5697001907	136-6076-21-44-84,57-D21	76	3"	Spherical	Powerbit X	Yes	13	5 x 11	8 x 12,7	35°	-	4	0	-
5697001733	136-5076-47-44-70,56-20	76	3"	Trubbnos	MRB	Yes	14	6x10	8x11	40°	20°	4	2	-
90029737	136-6076-21-44-70,57-12	76	3"	Trubbnos	Power face	Yes	13	5x11	8x12,7	35°	-	4	2	87003953
90029354	136-6076-21-44-70,57-20	76	3"	Trubbnos	Power face	Yes	13	5x11	8x12,7	35°	-	4	2	87003953
90029835	136-6076-21-44-70-99,57-20	76	3"	Trubbnos	Power face	Yes	13	5x11	8x12,7	35°	-	4	-	87003953
90029351	136-6076-21-70,57-20	76	3"	Trubbnos	Power face	No	13	5x11	8x12,7	35°	-	4	2	87003953
90029376	136-6076-44-70,57-20	76	3"	Trubbnos	Power face	Yes	13	5x11	8x12	35°	-	4	2	87003953
90029833	136-6076-44-70-99,57-20	76	3"	Trubbnos	Power face	Yes	13	5x11	8x12	35°	-	4	-	87003953
90029352	136-6076-70,57-20	76	3"	Trubbnos	Power face	No	13	5x11	8x12	35°	-	4	2	87003953
90029615	136-6083-44-70,57-20	83	3,25"	Trubbnos	Power face	Yes	13	5x12	8x12	35°	-	4	-	87004432
90029367	136-5089,57-20	89	3,5"	Spherical	Flat face	No	16	7x11	9x11	35°	-	3	-	87004434
90029366	136-5089-44,57-20	89	3,5"	Spherical	Flat face	Yes	16	7x11	9x11	35°	-	3	-	87004434
90029360	136-6089-21,57-20	89	3,5"	Spherical	Power face	No	13	5x12,7	8x12,7	35°	-	4	2	87004432
90029364	136-6089-21-44,57-20	89	3,5"	Spherical	Power face	Yes	13	5x12,7	8x12,7	35°	-	4	2	87004432
5697001734	136-5089-47-44-70,56-20	89	3,5"	Trubbnos	MRB	Yes	14	4x12,7, 2x11	8x12,7	40°	20°	4	2	-
90029362	136-6089-21-44-70,57-20	89	3,5"	Trubbnos	Power face	Yes	13	5x12,7	8x12,7	35°	-	4	2	87004432
90029841	136-6089-21-44-70-99,57-20	89	3,5"	Trubbnos	Power face	Yes	13	5x12,7	8x12,7	35°	-	4	-	87004432
90029363	136-6089-21-70,57-20	89	3,5"	Trubbnos	Power face	No	13	5x12,7	8x12,7	35°	-	4	2	87004432
90029365	136-6089-44-70,57-20	89	3,5"	Trubbnos	Power face	Yes	13	5x12	8x12	35°	-	4	2	87004432
90029840	136-6089-44-70-99,57-20	89	3,5"	Trubbnos	Power face	Yes	13	5x12	8x12	35°	-	4	-	87004432
90029361	136-6089-70,57-20	89	3,5"	Trubbnos	Power face	No	13	5x12	8x12	35°	-	4	2	87004432
90029404	136-5102,57-20	102	4"	Spherical	Flat face	No	16	7x12,7	9x14,5	35°	-	3	-	87004775
90029403	136-5102-44,57-20	102	4"	Spherical	Flat face	Yes	16	7x12,7	9x14,5	35°	-	3	-	87004775
90029408	136-6102-21,57-20	102	4"	Spherical	Power face	No	13	5x12,7	8x15,8	35°	-	4	2	87004435
90029413	136-6102-21-44,57-20	102	4"	Spherical	Power face	Yes	13	5x12,7	8x15,8	35°	-	4	2	87004435
90029412	136-6102-21-44-70,57-20	102	4"	Trubbnos	Power face	Yes	13	5x12,7	8x15,8	35°	-	4	2	87004435
90029405	136-6102-21-70,57-20	102	4"	Trubbnos	Power face	No	13	5x12,7	8x15,8	35°	-	4	2	87004435
90029411	136-6102-44-70,57-20	102	4"	Trubbnos	Power face	Yes	13	5x12,7	8x14,5	35°	-	4	2	87004435
90029407	136-6102-70,57-20	102	4"	Trubbnos	Power face	No	13	5x12,7	8x14,5	35°	-	4	2	87004435
90029602	136-6115-44,57-20	115	4,5"	Spherical	Power face	Yes	13	5x12,7	8x14,5	35°	-	4	2	87003952
90029603	136-6115-70,57-20	115	4,5"	Trubbnos	Power face	No	13	5x12,7	8x14,5	35°	-	4	2	87003952
90029604	136-6127-21,57-20	127	5"	Spherical	Power face	No	17	4x15,8, 5x11	8x15,8	35°	-	4	2	87003953
90029802	136-9127-51,57-20	127	5"	Spherical	Hole opener	No	17	6x15,8, 3x11	8x15,8	25°	-	2	-	87003500
90029606	136-5152-42-24,57-20	152	6"	Spherical	Dome bit	No	20	2x14,5	18x14,5	35°	-	3	-	87004775
90029605	136-5152-42-70,57-20	152	6"	Trubbnos	Dome bit	No	20	2x14,5	18x14,5	35°	-	3	-	87004775

Rods

Product No.	Product code	Rod length		Carburized or Surface hardened	Shape	Wrench flat	Strike face contact type	Coupling D (mm)	Section (mm)	Flushing hole (mm)	Type
		mm	foot/inch								
90515373	235-4943-36-MF-C,02	4270	14'	C	Rnd 45	No	Bottom drive	65	45	17	Drifter speed rod
90003062	236-2912-C,02	1220	4'	C	Rnd 45	Yes	Bottom drive	-	45	17	Extension rod
90515296	236-4931-SH,03	3050	10' 1 5/8"	SH	Rnd 45	No	Bottom drive	-	45	17	Extension rod
90515294	236-4937-SH,03	3660	12'	SH	Rnd 45	No	Bottom drive	-	45	17	Extension rod
90002541	236-2937-SH,03	3660	12'	SH	Rnd 45	Yes	Bottom drive	-	45	17	Extension rod
90515295	236-4943-SH,03	4270	14'	SH	Rnd 45	No	Bottom drive	-	45	17	Extension rod
90515409	236-4955-SH,03	5530	18' 1 3/4"	SH	Rnd 45	No	Bottom drive	-	45	17	Extension rod
90515297	236-4961-SH,03	6095	20'	SH	Rnd 45	No	Bottom drive	-	45	17	Extension rod
90513771	236-5137-MF-C,02	3660	12'	C	Rnd 51	No	Bottom drive	64	52	21,5	Guide rod
90514785	236-5143-MF-C,02	4270	14'	C	Rnd 51	No	Bottom drive	64	52	21,5	Guide rod
90515671	236-4902-C,10	200	7 7/8"	C	Rnd 45	No	Bottom drive	65	45	17	Rod adapter
90029899	236-4906-MF-C,02	600	1' 11 5/8"	C	Rnd 45	No	Bottom drive	65	45	17	Speed rod
90503096	236-2912-MF-C,02	1220	4'	C	Rnd 45	Yes	Bottom drive	65	45	17	Speed rod
90510730	236-4915-MF-C,02	1525	5'	C	Rnd 45	No	Bottom drive	65	45	17	Speed rod
90510731	236-4918-MF-C,02	1830	6'	C	Rnd 45	No	Bottom drive	65	45	17	Speed rod
90515567	236-4931-MF,29	3050	10' 1 5/8"	SH	Rnd 45	No	Bottom drive	65	45	17	Speed rod
90510733	236-4937-MF-C,02	3660	12'	C	Rnd 45	No	Bottom drive	65	45	17	Speed rod
90515313	236-4937-MF,29	3660	12'	SH	Rnd 45	No	Bottom drive	65	45	17	Speed rod
90515316	236-4943-MF,29	4270	14'	SH	Rnd 45	No	Bottom drive	65	45	17	Speed rod
90515568	236-4948-MF,29	4800	15' 9"	SH	Rnd 45	No	Bottom drive	65	45	17	Speed rod
94502687	236-6912,10	1220	4'	C	Rnd 64	Yes	Bottom drive	64	64	46	TDS - Guide tube
94000047	236-6915,10	1525	5'	C	Rnd 64	Yes	Bottom drive	64	64	46	TDS - Guide tube
94000046	236-6918,10	1830	6'	C	Rnd 64	Yes	Bottom drive	64	64	46	TDS - Guide tube
94502656	236-6618,10	1830	6'	C	Rnd 76	Yes	Bottom drive	76	76	50	TDS - Guide tube
94502627	236-6637,10	3660	12'	C	Rnd 76	Yes	Bottom drive	76	76	50	TDS - Guide tube
90510814	236-6918-36,10	1830	6'	C	Rnd 64	Yes	Bottom drive	64	64	46	TDS - Guide tube - Female/Female
90003636	236-6915-87,10	1525	5'	C	Rnd 64	No	Bottom drive	64	64	46	TDS - Tube without undercut (shoulder)
94502714	236-6918-87,10	1830	6'	C	Rnd 64	No	Bottom drive	64	64	46	TDS - Tube without undercut (shoulder)

Couplings

Product No.	Product code	Description	Diameter		Length		Weight kg	Feature	Thread
			mm	inch	mm	inch			
90515739	336-0063,10	TH Coupling, T45-T45, Standard	63	2 1/2"	210	8 1/4"	2,7	Standard	T45
90515740	336-0063-57,10	TH Coupling, T45-T45, Full bridge	63	2 1/2"	210	8 1/4"	3,3	Full bridge	T45
90515741	336-0066,10	TH Coupling, T45-T45, Standard	66	2 3/5"	210	8 1/4"	3,1	Standard	T45
90515742	336-0066-57,10	TH Coupling, T45-T45, Full bridge	66	2 3/5"	210	8 1/4"	3,5	Full bridge	T45

Drill bits

Product No.	Product code	Bit diameter		Button type	Front shape	Retrac	No. of buttons	Buttons x button diameter (mm)		Buttons angle		Flushing hole		Indexing template for grinding
		mm	inch					Centre	Gauge	Gauge	Centre	Centre	Side	
90029733	137-6076-21,57-20	76	3"	Spherical	Power face	No	13	5x11	8x12,7	35°	-	4	-	87003953
90029731	137-6083-44,57-20	83	3 1/4"	Spherical	Power face	Yes	13	1x9	12x11	35°	-	4	2	87004432
5697005864	137-6089-21-44-66,57-20	89	3 1/2"	Full ballistic	Power face	Yes	13	5 x 12,7	8 x 12,7	35°	-	4	2	
90029417	137-5089,57-20	89	3 1/2"	Spherical	Flat face	No	16	7x11	9x11	35°	-	3	-	87004434
90029402	137-5089-44,57-20	89	3 1/2"	Spherical	Flat face	Yes	16	7x11	9x11	35°	-	3	-	87004434
90029419	137-6089-21,57-20	89	3 1/2"	Spherical	Power face	No	13	5x12,7	8x12,7	35°	-	4	2	87004432
90029415	137-6089-21-44,57-20	89	3 1/2"	Spherical	Power face	Yes	13	5x12,7	8x12,7	35°	-	4	2	87004432
5697001821	137-5089-47-44-70,56-20	89	3 1/2"	Trubbnos	MRB	Yes	14	4x12,7, 2x11	8x12,7	40°	20°	4	2	
90029414	137-6089-21-44-70,57-20	89	3 1/2"	Trubbnos	Power face	Yes	13	5x12,7	8x12,7	35°	-	4	2	87004432
90029418	137-6089-21-70,57-20	89	3 1/2"	Trubbnos	Power face	No	13	5x12,7	8x12,7	35°	-	4	2	87004432
90029416	137-6089-44-70,57-20	89	3 1/2"	Trubbnos	Power face	Yes	13	5x12	8x12	35°	-	4	2	87004432
90029420	137-6089-70,57-20	89	3 1/2"	Trubbnos	Power face	No	13	5x12	8x12	35°	-	4	2	87004432
5697006236	137-6089-21-44-70-95,57-20	89	3 1/2"	Trubbnos	Power face	Yes	13	5x12,7	8x12,7	35°	-	4	2	87004432
90029734	137-6092-44-70,57-20	92	3 5/8"	Trubbnos	Power face	Yes	13	5x12,7	8x12,7	35°	-	4	-	87003560
90029969	137-6095-44-70,57-20	95	3 3/4"	Trubbnos	Power face	Yes	13	5x12,7	8x12,7	35°	-	4	2	87003560
90029425	137-5102,57-20	102	4"	Spherical	Flat face	No	16	7x12,7	9x14,5	35°	-	3	-	87004775
90029424	137-5102-44,57-20	102	4"	Spherical	Flat face	Yes	16	7x12,7	9x14,5	35°	-	3	-	87004775
90029400	137-6102-21,57-20	102	4"	Spherical	Power face	No	13	5x12,7	8x15,8	35°	-	4	2	87004435
90029423	137-6102-21-44,57-20	102	4"	Spherical	Power face	Yes	13	5x12,7	8x15,8	35°	-	4	2	87004435
5697001822	137-5102-47-70-44,56-20	102	4"	Trubbnos	MRB	Yes	14	4x12,7, 2x11	8x14,5	40°	20°	4	2	
90029422	137-6102-21-44-70,57-20	102	4"	Trubbnos	Power face	Yes	13	5x12,7	8x15,8	35°	-	4	2	87004435
90029399	137-6102-21-70,57-20	102	4"	Trubbnos	Power face	No	13	5x12,7	8x15,8	35°	-	4	2	87004435
90029421	137-6102-44-70,57-20	102	4"	Trubbnos	Power face	Yes	13	5x12,7	8x14,5	35°	-	4	2	87004435
90029398	137-6102-70,57-20	102	4"	Trubbnos	Power face	No	13	5x12,7	8x14,5	35°	-	4	2	87004435
5697005919	137-6102-21-44-70-95,57-20	102	4"	Trubbnos	Power face	No	13	5x12,7	8x15,8	35°	-	4	2	87004435
90029432	137-5115,57-20	115	4 1/2"	Spherical	Flat face	No	16	7x14,5	9x14,5	35°	-	3	-	87004775
90029429	137-5115-44,57-20	115	4 1/2"	Spherical	Flat face	Yes	16	7x14,5	9x14,5	35°	-	3	-	87004775
90029438	137-6115-21,57-20	115	4 1/2"	Spherical	Power face	No	13	5x14,5	8x15,8	35°	-	4	2	87003952
90029428	137-6115-21-44,57-20	115	4 1/2"	Spherical	Power face	Yes	13	5x14,5	8x15,8	35°	-	4	2	87003952
5697005957	137-6115-44-70-95,57-20	115	4.5"	Trubbnos	Power face	Yes	13	5 x 14,5	8 x 14,5	35°	-	4	2	87003952
90029401	137-6115-21-44-70,57-20	115	4 1/2"	Trubbnos	Power face	Yes	13	5x14,5	8x15,8	35°	-	4	2	87003952
90029434	137-6115-21-70,57-20	115	4 1/2"	Trubbnos	Power face	No	13	5x14,5	8x15,8	35°	-	4	2	87003952
90029426	137-6115-44-70,57-20	115	4 1/2"	Trubbnos	Power face	Yes	13	5x14,5	8x14,5	35°	-	4	2	87003952
90029436	137-6115-44-70-95,57-20	115	4 1/2"	Trubbnos	Power face	No	13	5x14,5	8x14,5	35°	-	4	2	87003952
90029444	137-5127,57-20	127	5"	Spherical	Flat face	No	19	10x14,5	9x14,5	35°	-	3	-	87004775
90029439	137-5127-44,57-20	127	5"	Spherical	Flat face	Yes	19	10x14,5	9x14,5	35°	-	3	-	87004775
90029427	137-6127-21,57-20	127	5"	Spherical	Power face	No	17	4x15,8, 5x11	8x15,8	35°	-	4	2	87003953
90029437	137-6127-21-44,57-20	127	5"	Spherical	Power face	Yes	17	4x15,8, 5x11	8x15,8	35°	-	4	2	87003953
90029433	137-6127-21-44-70,57-20	127	5"	Trubbnos	Power face	Yes	17	4x15,8, 5x11	8x15,8	35°	-	4	2	87003953
90029431	137-6127-21-70,57-20	127	5"	Trubbnos	Power face	No	17	4x15,8, 5x11	8x15,8	35°	-	4	2	87003953
90029435	137-6127-44-70,57-20	127	5"	Trubbnos	Power face	Yes	17	4x14,5, 5x11	8x14,5	35°	-	4	2	87003953
90029430	137-6127-70,57-20	127	5"	Trubbnos	Power face	No	17	4x14,5, 5x11	8x14,5	35°	-	4	2	87003953
90029735	137-6140-21,57-20	140	5 1/2"	Spherical	Power face	No	19	9x14,5	10x15,8	35°	-	5	-	87004571
90029766	137-5152-42-24,57-20	152	6"	Spherical	Dome bit	No	20	2x14,5	18x14,5	35°	-	3	-	87004775

Rods

Product No.	Product code	Rod length		Carburized or Surface hardened	Shape	Wrench flat	Strike face contact type	Coupling D (mm)	Section (mm)	Flushing hole (mm)	Type
		mm	foot/inch								
90515299	237-5137-SH,03	3660	12'	SH	Rnd 51	No	Bottom drive	-	51	21,5	Extension rod
90002746	237-3137-SH,03	3660	12'	SH	Rnd 51	Yes	Bottom drive	-	51	21,5	Extension rod
90515300	237-5143-SH,03	4270	14'	SH	Rnd 51	No	Bottom drive	-	51	21,5	Extension rod
90515301	237-5161-SH,03	6095	20'	SH	Rnd 51	No	Bottom drive	-	51	21,5	Extension rod
90514708	237-5102-C,10	200	7 7/8"	C	Rnd 51	No	Bottom drive	-	51	21,5	Rod adapter
90510737	237-5115-MF-C,02	1525	5'	C	Rnd 51	No	Bottom drive	72	51	21,5	Speed rod
90510738	237-5118-MF-C,02	1830	6'	C	Rnd 51	No	Bottom drive	72	51	21,5	Speed rod
90515311	237-5137-MF,29	3660	12'	SH	Rnd 51	No	Bottom drive	72	51	21,5	Speed rod
90515314	237-5143-MF,29	4270	14'	SH	Rnd 51	No	Bottom drive	72	51	21,5	Speed rod
90029739	237-5149-MF,29	4880	16'	SH	Rnd 51	No	Bottom drive	72	51	21,5	Speed rod
90029165	237-5155-MF,29	5530	18' 1 3/4"	SH	Rnd 51	No	Bottom drive	72	51	21,5	Speed rod
90515557	237-5161-MF,29	6095	20'	SH	Rnd 51	No	Bottom drive	72	51	21,5	Speed rod
5697001602	237-6612-88,10	1190	4'	C	Rnd 76	No	Shoulder drive	76	76	22	TDS - Tube
5697001603	237-6615-88,10	1495	5'	C	Rnd 76	No	Shoulder drive	76	76	22	TDS - Tube
5697000633	237-6618-88,10	1800	6'	C	Rnd 76	No	Shoulder drive	76	76	22	TDS - Tube
5697001604	237-6637-88,10	3630	12'	C	Rnd 76	No	Shoulder drive	76	76	22	TDS - Tube

Couplings

Product No.	Product code	Description	Diameter		Length		Weight kg	Feature	Thread
			mm	inch	mm	inch			
90515743	337-0072,10	TH Coupling, T51-T51, Standard	72	2 5/6"	235	9 1/4"	4,1	Standard	T51
90515744	337-0072-57,10	TH Coupling, T51-T51, Full bridge	72	2 5/6"	255	10"	4,7	Full bridge	T51
90515745	337-0077,10	TH Coupling, T51-T51, Standard	77	3"	235	9 1/4"	5,2	Standard	T51

Drill bits

Product No.	Product code	Bit diameter		Button type	Front shape	Retrac	No. of buttons	Buttons x button diameter (mm)		Buttons angle		Flushing hole		Indexing template for grinding
		mm	inch					Centre	Gauge	Gauge	Centre	Centre	Side	
90029711	158-6092-21-70,57-20	92	3 5/8"	Trubbnos	Power face	No	13	5x12,7	8x14,5	35°	-	4	-	87003560
90029711	158-6092-21-70,57-20	92	3 5/8"	Trubbnos	Power face	No	13	5x12,7	8x14,5	35°	-	4	-	87003560
90029702	158-6095-44,57-20	95	3 3/4"	Spherical	Power face	Yes	16	6x12,7	9x12,7	35°	-	3	-	87004775
90029705	158-6095-21-44,57-20	95	3 3/4"	Spherical	Power face	Yes	13	5x12,7	8x14,5	35°	-	4	-	87003560
90029781	158-5095-44-99,57-20	95	3 3/4"	Spherical	Flat face	Yes	17	8x11	9x12,7	35°	-	1	-	87004775
90029701	158-6095-21-44-70,57-20	95	3 3/4"	Trubbnos	Power face	Yes	13	5x12,7	8x14,5	35°	-	4	-	87003560
90029447	158-6102-21,57-20	102	4"	Spherical	Power face	No	13	5x12,7	8x15,8	35°	-	4	2	87004435
90029450	158-6102-21-44,57-20	102	4"	Spherical	Power face	Yes	13	5x12,7	8x15,8	35°	-	4	2	87004435
90029449	158-6102-44-70,57-20	102	4"	Trubbnos	Power face	Yes	13	5x12,7	8x14,5	35°	-	4	-	87004435
5697001879	158-5102-47-44-70,56-20	102	4"	Trubbnos	MRB	Yes	14	4x12,7, 2x11	8x14,5	40°	20°	4	2	-
90029695	158-6115-21,57-20	115	4 1/2"	Spherical	Power face	No	13	5x14,5	8x15,8	35°	-	4	2	87003952
90029698	158-6115-21-44,57-20	115	4 1/2"	Spherical	Power face	Yes	13	5x14,5	8x15,8	35°	-	4	2	87993952
90029700	158-5115-21-44,57-20	115	4 1/2"	Spherical	Flat face	Yes	16	7x12,7	9x15,8	35°	-	3	-	87004475
90029696	158-6115-21-44-70,57-20	115	4 1/2"	Trubbnos	Power face	Yes	13	5x14,5	8x15,8	35°	-	4	2	87003952
5697001880	158-5115-47-44-70,56-20	115	4"	Trubbnos	MRB	Yes	14	6x14,5	8x14,5	40°	20°	4	2	-
90029670	158-6127-21-44,57-20	127	5"	Spherical	Power face	Yes	17	4x15,8, 5x11	8x15,8	35°	-	4	2	87003953
90029707	158-6127-21,57-20	127	5"	Spherical	Power face	No	17	4x15,8, 5x11	8x15,8	35°	-	4	2	87003953
5697002583	158-5127-44,57-20	127	5"	Spherical	Flat face	Yes	19	10x14,5	8x15,8	35°	-	3	-	87003953
90029672	158-6127-21-44-70,57-20	127	5"	Trubbnos	Power face	Yes	17	4x15,8, 5x11	8x15,8	35°	-	4	2	87003953
90029668	158-6140-21-44,57-20	140	5 1/2"	Spherical	Power face	Yes	19	9x14,5	10x15,8	35°	-	5	-	87004571
90029751	158-6140-21-44-70,57-20	140	5 1/2"	Trubbnos	Power face	Yes	19	9x14,5	10x15,8	35°	-	5	-	87004571
90029664	158-6152-21-44,57-20	152	6"	Spherical	Power face	Yes	19	4x14,5	15x15,8	35°	-	5	-	87004572

Rods

Product No.	Product code	Rod length		Carburized or Surface hardened	Shape	Wrench flat	Strike face contact type	Coupling D (mm)	Section (mm)	Flushing hole (mm)	Type
		mm	foot/inch								
90029123	258-6043-C,02	4240	13' 10 7/8"	C	Rnd 60	No	Bottom drive	-	60	22,6	Extension rod
90029305	258-6061-C,02	6065	19' 10 3/4"	C	Rnd 60	No	Bottom drive	-	60	22,6	Extension rod
5697001640	258-6073,02	7300	23' 11 2/5"	C	Rnd 60	No	Bottom drive	85	60	22,6	Extension rod
90029100	258-6843,10	4240	13' 10 7/8"	C	Rnd 87	No	Bottom drive	87	87	22,6	Guide tube
90029310	258-6643,10	4240	13' 10 7/8"	C	Rnd 76	No	Bottom drive	76	76	22,6	Guide tube
90029540	258-6843-58,10	4240	13' 10 7/8"	C	Rnd 87	No	Bottom drive	87	87	22,6	Guide tube
90029149	258-6861,10	6065	19' 10 3/4"	C	Rnd 87	No	Bottom drive	87	87	22,6	Guide tube
90029623	258-6203-C,10	300	11 5/8"	C	Rnd 60	No	Bottom drive	85	60	22,6	Rod adapter
5697003208	258-6012-MF,02	1220	4'	C	Rnd 60	No	Bottom drive	85	60	22,6	Speed rod
5697003206	258-6037-MF,02	3630	11' 10 7/8"	C	Rnd 60	No	Bottom drive	85	60	22,6	Speed rod
5697002262	258-6043-MF,02	4240	13' 10 7/8"	C	Rnd 60	No	Bottom drive	85	60	22,6	Speed rod
90029150	258-6055-MF-C,02	5470	18'	C	Rnd 60	No	Bottom drive	85	60	22,6	Speed rod
5697002263	258-6061-MF,02	6065	19' 10 3/4"	C	Rnd 60	No	Bottom drive	85	60	22,6	Speed rod

Couplings

Product No.	Product code	Description	Diameter		Length		Weight kg	Feature	Thread
			mm	inch	mm	inch			
90029135	358-0085-57,10	TH Coupling, TW60-TW60, Full bridge	85	3 1/3"	275	10 5/6"	7,2	Full bridge	TW60

Epiroc ET drill strings

The Epiroc ET drill strings take durability and reliability to a new level. Its unbeatable uptime helps you squeeze the maximum out of your mining assets – delivering higher utilization rates, lower running costs, and more peace of mind.

Maximizing mine uptime is crucial for continuous production and revenue. The ET drill string, a high-precision tube-drilling system from Epiroc, enhances durability and efficiency for the drill rig's vital component – the drill string.

Perfectly integrated with other equipment, it ensures smooth production, minimizing standstills and unplanned maintenance. Our equipment reliability brings peace of mind to operators, supervisors, maintenance personnel, and mine planners, influencing efficiency and sustainability. A smoothly operating drill rig significantly accelerates ore recovery, reduces maintenance costs, and establishes predictable production schedules.

In other words, the Epiroc ET drill string not only results in increased productivity for your business – but also better workdays for you and your colleagues.

Enjoy your uptime.

Main benefits

Maximized utilization rate – fewer failures and accidents due to less damage to the equipment in combination with significantly increased service life, leading to higher productivity.

Ease of use – easy to employ with similar parameter settings as previous models, easy uncoupling, easy service planning.

Increased profitability – the new ET drill string provides unparalleled bending endurance, ensuring optimal hole straightness and long service life.

Epiroc ET38 31
Epiroc ET45 31
Epiroc ET51 31
Epiroc ET66 31



Epiroc ET drill strings ET38 (1½")

Tubes

Product No.	Product code	Tube length		Shank thread	Carburized or Surface hardened	Section	Flushing hole	Coupling D	Contact type
		mm	foot/inch			mm	mm	mm	
5697002219	235-7012-MF-C,10	1195	4'	ET38	C	56	16	57	Shoulder drive
5697002220	235-7015-MF-C,10	1500	5'	ET38	C	56	16	57	Shoulder drive
5697002221	235-7018-MF-C,10	1805	6'	ET38	C	56	16	57	Shoulder drive
5697002222	235-7030-MF-C,10	3025	10'	ET38	C	56	16	57	Shoulder drive
5697002223	235-7036-MF-C,10	3635	12'	ET38	C	56	16	57	Shoulder drive

Epiroc ET drill strings ET45 (1¾")

Tubes

Product No.	Product code	Tube length		Shank thread	Carburized or Surface hardened	Section	Flushing hole	Coupling D	Contact type
		mm	foot/inch			mm	mm	mm	
5697002208	236-6912-01,10	1195	4'	ET45	C	64	18	65	Shoulder drive
5697002209	236-6915-01,10	1500	5'	ET45	C	64	18	65	Shoulder drive
5697002210	236-6918-01,10	1805	6'	ET45	C	64	18	65	Shoulder drive
5697002211	236-6936-01,10	3635	12'	ET45	C	64	18	65	Shoulder drive

Epiroc ET drill strings ET51 (2")

Tubes

Product No.	Product code	Tube length		Shank thread	Carburized or Surface hardened	Section	Flushing hole	Coupling D	Contact type
		mm	foot/inch			mm	mm	mm	
5697001602	237-6612-88,10	1195	4'	ET51	C	76	22	76	Shoulder drive
5697001603	237-6615-88,10	1500	5'	ET51	C	76	22	76	Shoulder drive
5697000633	237-6618-88,10	1805	6'	ET51	C	76	22	76	Shoulder drive
5697001604	237-6637-88,10	3635	12'	ET51	C	76	22	76	Shoulder drive

The Epiroc ET38, ET45 and ET51 tubes are compatible with Epiroc T drill strings shank adapters and bits.

ET66 (2⅝") Epiroc ET drill strings

Drill bits

Product No.	Product code	Bit diameter		Button type	Front shape	Retrac	No. of buttons	Buttons x button diameter (mm)		Buttons angle		Flushing hole	
		mm	inch					Centre	Gauge	Gauge	Centre	Centre	Side
5697002161	1E6-6102-21-44-84,57-D21	102	4"	Spherical	Powerbit X	Yes	13	5 x 12,7	8 x 15,8	35°	-	4	-
5697004539	1E6-6102-21,57-20	102	4"	Spherical	Power face	No	13	5 x 12,7	8 x 15,8	35°	-	4	-
5697002104	1E6-6102-35-70,57-20	102	4"	Trubbnos	Power face	Yes	13	5 x 12,7	8 x 14,5	35°	-	4	-
5697002108	1E6-6102-43-70,57-20	102	4"	Trubbnos	Power face	Yes	18	6x12,7 2x10,9	10 x 12,7	35°	-	4	-
5697004550	1E6-6102-21-70,57-20	102	4"	Trubbnos	Power face	No	13	5 x 12,7	8 x 15,8	35°	-	4	-
5697005032	1E6-6115-21-44,57-20	115	4 1/2"	Spherical	Power face	Yes	14	6 x 14,5	8 x 15,8	35°	-	4	-
5697002106	1E6-6115-21-44-70,57-20	115	4 1/2"	Trubbnos	Power face	Yes	14	6 x 14,5	8 x 15,8	35°	-	4	-
5697004555	1E6-6127-21,57-20	127	5"	Spherical	Power face	No	17	4x15,8 5x10,9	8 x 15,8	35°	-	4	-
5697004404	1E6-6152-21,57-20	152	6"	Spherical	Power face	No	19	9 x 14,5	10 x 15,8	35°	-	4	-
5697004573	1E6-5152-42-24,57-20	152	6"	Spherical	Flat face	No	20	2 x 14x5	18 x 14,5	35°	-	-	3
5697004566	1E6-9203-135,56-20	203	8"	Spherical	Reamer	No	23	3 x 12,7	20 x 15,8	35°	-	4	-

Tubes

Product No.	Product code	Tube length		Shank thread	Carburized or Surface hardened	Section	Flushing hole	Coupling D	Contact type
		mm	foot/inch			mm	mm	mm	
5697002561	2E6-6812,10	1220	4'	ET66	C	87	30	87	Shoulder drive
5697002562	2E6-6815,10	1525	5'	ET66	C	87	30	87	Shoulder drive
5697000368	2E6-6818,10	1830	6'	ET66	C	87	30	87	Shoulder drive

Shank adapters

Rock drill	Brand	Product no.	Product code	Length (L)	Diameter (D)	Spline type	Spline length	Spline diameter	Spline dimension	Special protection
				mm	mm		mm	mm	mm	
COP 3060 MUX	Epiroc	5697002084	4E6-17606-31-T,10	745	90	Straight	154.5	74.8	6.92	Chromed
COP 4050 MUX	Epiroc	5697002083	4E6-12008-31-T,10	835	90	Straight	112	67.7	11.35	Chromed
COP 4050 MUX	Epiroc	5697005030	4E6-14502-31-T,10	835	90	Helical	113	67.7	11.35	Chromed
1500 SPE-90	Tamrock	5697003763	4E6-20101-T,10	635	90	Straight	119	78.8	13.84	Standard
HL 1500	Tamrock	5697004915	4E6-14601-T,10	635	80	Straight	112	78.8	14	Standard
HL 1500 SPE-90	Tamrock	5697003731	4E6-20101-31-T,10	635	89.8	Straight	119	78.8	13.84	Chromed

Epiroc TC drill strings

The Epiroc TC drill string has a tough, conical shaped trapezoidal T-thread system. More material where it is needed means a stronger, stiffer rod with improved wear resistance, that prevents blast hole deviations and reduces downtime for rod and shank changes.

The TC drill string is developed for mines and surface drilling projects where there is a demand for cable bolting and production drilling. Our drilling system comes in 2 dimensions: TC35, TC42B with hole ranges from 54 to 76 mm.

A more rigid drill string means fewer tensile shock waves that lead to the stresses causing thread breakage, extending the service life. Maintenance can be planned, less stock carried for replacements and productivity optimized by drilling straighter and more accurate holes.

Adapted to the new generation of powerful hydraulic rock drills the TC drill string transmits that power into the rock efficiently and reliably. With a faster rate of advance it lowers the cost per drill meter, boosting productivity and increasing safety and operator efficiency.

Main benefits

More drilled meters per day – improved thread stability, quicker bit and rod changes mean less downtime, and higher productivity.

Straighter holes – more material at the rod end means thicker and stronger rods, minimizing deviation with easier collaring.

Less replacement parts and a longer service life – with less wear on the rock drill thanks to the ingenious design of the conical thread system.

Epiroc TC35 33
Epiroc TC42B 33



Drill bits

Product No.	Product code	Bit diameter		Button type	Front shape	Retrac	No. of buttons	Buttons x button diameter (mm)		Buttons angle		Flushing hole		Indexing template for grinding
		mm	inch					Centre	Gauge	Gauge	Centre	Centre	Side	
90030065	169-5048-39-70,37-20	48	1 8/9"	Trubbnos	PUG -Flat face	No	9	3x9	6x11	35°	-	3	3	87003495
90516337	169-6051-45-67,49-20	51	2 "	Ballistic	Drop center	Yes	9	3x9	6x10	35°	-	-	3	87003487
90030045	169-5051-39,37-20	51	2"	Spherical	PUG -Flat face	No	9	3x9	6x11	35°	-	3	3	87003488
90030048	169-5051-39-70,37-20	51	2"	Trubbnos	PUG -Flat face	No	9	3x9	6x11	35°	-	3	3	87003488
90516564	169-6054-67,39-20	54	2 1/8"	Ballistic	Drop center	No	9	3x9	6x10	40°	-	-	3	87004754
5697005918	169-6054-44-66,37-20	54	2 1/8"	Full ballistic	Power face	Yes	10	3x9 1x8	6 x 10,9	35°	-	3	3	-
90516536	169-6057-45-67,39-20	57	2 1/4"	Ballistic	Drop center	Yes	9	3x9	6x11	40°	-	0	3	87003734
90029298	169-6057-45,39-20	57	2 1/4"	Spherical	Drop center	Yes	9	3x9	6x11	40°	-	3	-	87003487
90516424	169-6064-48-45-67,49-20	64	2 1/2"	Ballistic	Drop center	Yes	13	4x10	8x10	35°	-	-	4	87003831
90029059	169-6076-44-67,49-20	76	3"	Ballistic	Drop center	Yes	13	5x11	8x11	35°	-	4	-	87003985
90029572	169-9127-51,49-20	127	5"	Spherical	Hole opener	No	17	9x12,7	8x14,5	25°	-	3	-	-

Rods

Product No.	Product code	Rod length		Carburized or Surface hardened	Shape	Wrench flat	Strike face contact type	Coupling D (mm)	Section (mm)	Flushing hole (mm)	Type
		mm	foot/inch								
90003595	269-4712-MF-C,02	1220	4'	C	Rnd 39	No	Bottom drive	46	39	14,5	Speed rod
90003647	269-4715-MF-C,02	1525	5'	C	Rnd 39	No	Bottom drive	46	39	14,5	Speed rod
90003576	269-4718-MF-C,02	1830	6'	C	Rnd 39	No	Bottom drive	46	39	14,5	Speed rod
90003646	269-4724-MF-C,02	2435	8'	C	Rnd 39	No	Bottom drive	46	39	14,5	Speed rod
90003577	269-4731-MF-C,02	3050	10'	C	Rnd 39	No	Bottom drive	46	39	14,5	Speed rod
90003578	269-4737-MF-C,02	3660	12'	C	Rnd 39	No	Bottom drive	46	39	14,5	Speed rod
90003579	269-4743-MF-C,02	4270	14'	C	Rnd 39	No	Bottom drive	46	39	14,5	Speed rod

Couplings

Product No.	Product code	Description	Diameter		Length		Weight kg	Thread
			mm	inch	mm	inch		
90003560	369-1050-03, 10	TH Crossover Coupling, TC35-R32	48	1 8/9"	160	6' 2/7"	1,62	R32

Drill bits

Product No.	Product code	Bit diameter		Button type	Front shape	Retrac	No. of buttons	Buttons x button diameter (mm)		Buttons angle		Flushing hole		Indexing template for grinding
		mm	inch					Centre	Gauge	Gauge	Centre	Centre	Side	
90029844	172-6064-48-45-67,57-20	64	2 1/2"	Ballistic	Drop center	Yes	12	4x10	8x10	35°	-	4	-	87003985

Rods

Product No.	Product code	Rod length		Carburized or Surface hardened	Shape	Wrench flat	Strike face contact type	Coupling D (mm)	Section (mm)	Flushing hole (mm)	Type
		mm	foot/inch								
90029842	228-4761-72-MF-C,02	6095	20' 1/8"	C	Rnd 39	No	Bottom drive	57	39	14,5	Drifter speed rod
90029846	272-4937-MF-C,02	3660	12'	C	Rnd 46	No	Bottom drive	56	46	17	Guide rod
90029847	272-4949-MF-C,02	4920	16' 1 3/4"	C	Rnd 46	No	Bottom drive	56	46	17	Guide rod
90029848	272-4955-MF-C,02	5530	18' 1 3/4"	C	Rnd 46	No	Bottom drive	56	46	17	Guide rod
90029839	272-4961-MF-C,02	6095	20' 1/8"	C	Rnd 46	No	Bottom drive	56	46	17	Guide rod
90029851	272-4724-MF-C,02	2435	8'	C	Rnd 39	No	Bottom drive	56	39	14,5	Speed rod
90029838	272-4731-MF-C,02	3050	10'	C	Rnd 39	No	Bottom drive	56	39	14,5	Speed rod
90029852	272-4737-MF-C,02	3660	12'	C	Rnd 39	No	Bottom drive	56	39	14,5	Speed rod

Couplings

Product No.	Product code	Description	Diameter		Length		Weight kg	Thread
			mm	inch	mm	inch		
90029837	335-1057-72, 10	TH Crossover Coupling, T38-TC42B	57	2 1/4	175	6 8/9	2	T38

Epiroc reaming equipment

Our reaming equipment is designed to meet the highest standards of precision and durability, ensuring optimal performance in various rock drilling applications. Whether you're working on mining, tunneling, or construction projects, our range of reaming tools—including adapters, rods, reaming bits, Dome bits, and hole openers—provides the reliability and efficiency you need. With a focus on quality and innovation, our reaming equipment is engineered to deliver superior results, even in the most challenging conditions.

Main benefits

Enhanced precision and accuracy – Our reaming tools are crafted to ensure precise hole enlargement, maintaining the integrity and stability of the drilled structure.

Durability and longevity – Made from high-quality materials, our reaming equipment is built to withstand harsh drilling environments, reducing the need for frequent replacements.

Efficiency and performance – Designed for optimal performance, our reaming tools help you achieve faster drilling rates and improved productivity, saving both time and costs.

Taper angle 6° 35
Taper angle 12° 35
Dome bit and Hole opener 35

Epiroc reaming equipment 6°

Drill bits

Product No.	Product code	Taper angle	Diameter (mm)	Diameter (inch)	No. Of buttons	Buttons × button diameter (mm) (Center)	Buttons × button diameter (mm) (Guage)	Gauge buttons angle°	Weight (kg)
90510459	175-5064,39-20	6°	64	2 1/2"	10	8×10	2×9	35°	0,8
90510460	175-5076,39-20	6°	76	3	10	8×11	2×11	35°	1,2
90510461	175-5089,39-20	6°	89	3 1/2"	12	8×11	4×11	35°	1,7

Pilot adapter

Product No.	Product code	Taper angle	Diameter (mm)	Diameter (inch)	Pilot hole mm	Thread (mm)	Thread (inch)	Weight (kg)	Remark
90516256	502-2303,02-17	6°	26	11⁄32"	36	R25	1	1,3	With insert
90516257	503-2603,02-17	6°	26	11⁄32"	36	R32	1¼	1,5	With insert
90516259	507-2503,02-17	6°	26	11⁄32"	44	R28	1 1⁄8	1,6	With insert

Pilot rod

Product No.	Product code	Taper angle	Length (mm)	Length (foot/inch)	Weight (kg)
90000296	575-3108,11-17	6°	800	2' 7 1/2"	3,3
90000297	575-3112,11-17	6°	1200	3' 11 1/4"	4,5
90000298	575-3116,11-17	6°	1600	5' 3"	5,6
90000300	575-3120,11-17	6°	2000	6' 6 3/4"	7
90000301	575-3124,11-17	6°	2400	7' 10 1/2"	8,2

Epiroc reaming equipment 12°

Drill bits

Product No.	Product code	Taper angle	Diameter (mm)	Diameter (inch)	No. Of buttons	Buttons × button diameter (mm) (Center)	Buttons × button diameter (mm) (Guage)	Gauge buttons angle°	Weight (kg)
90510174	187-5089-20,39-20	12°	89	3 1/2"	12	8×12,7	4×10	35°	1,8
90510468	187-5102,39-20	12°	102	4"	12	8×11	4×11	35°	2
90510469	187-5102-20,39-20	12°	102	4"	12	8×12,7	4×12,7	35°	2,1
90510470	187-5127,39-20	12°	127	5"	20	12×12,7	8×12,7	35°	4

Pilot adapter

Product No.	Product code	Taper angle	Thread (mm)	Thread (inch)	Pilot hole mm	Diameter (mm)	Diameter (inch)	Weight (kg)	Remark
90516254	507-7802,02-17	12°	R28	1 1⁄8"	38–48	36	13⁄32"	2,2	With insert
90516258	503-7802,02-17	12°	R32	1 1/4"	41–48	40	19⁄16"	2,2	With insert
90516265	503-7902,10	12°	R32	1 1/4"	41–48	–	–	2,1	Without insert
90516262	528-7802,02-17	12°	SR35	1 3⁄8"	45–51	40	19⁄16"	2,3	With insert
90516263	528-7802-24,02-17	12°	SR35	1 3⁄8"	45–51	40	19⁄16"	2,3	With insert, Reverse flushing hole
90516268	535-7902-10	12°	T38	1 1/2"	57	–	–	2,7	Without insert
90516640	571-7802,02-02	12°	TC42	1 21⁄32"	57	40	19⁄16"	2,6	With insert
90029864	572-7802-40,02-02	12°	TC42B	1 1/4"	41–48	40	19⁄16"	2,68	–

Dome bit and hole opener Epiroc reaming equipment

Drill bits

Product No.	Product code	Front shape	Thread	Diameter		Hole opener pilot diameter (mm)	Button type	No. of buttons	Buttons x button diameter		Buttons angle Gauge	Flushing hole		Weight kg	Indexing template for grinding
				mm	inch				mm Centre	mm Gauge		Centre	Side		
90029883	103-5076-42-24-70,57-20	Dome bit	R32	76	3"	–	Trubbnos	9	3x12,7	6x12,7	35°	3	1	2	87003951
90029882	103-5089-42-24,57-20	Dome bit	R32	89	3 1/2"	–	Spherical	15	7x12,7	8x12,7	35°	4	2	2,5	87003953
90029891	103-5089-42-24-70,57-20	Dome bit	R32	89	3 1/2"	–	Trubbnos	15	5x12,7	8x12,7	35°	4	2	2,5	87003953
90029884	103-5102-42-24-70,57-20	Dome bit	R32	102	4"	–	Trubbnos	17	9x12,7	8x12,7	35°	4	2	3,2	87003953
90029889	103-5102-42-24,57-20	Dome bit	R32	102	4"	–	Spherical	17	9x12,7	8x12,7	35°	4	2	3,2	87003953
90029320	103-9102-45-A,49-20	Hole opener	R32	102	4"	45	Spherical	15	3x12,7	12x12,7	35°	4	–	3,4	87003560
90029913	103-9102-40,49-20	Hole opener	R32	102	4"	40	Spherical	9	3x12,7	6x12,7	35°	3	1	3,2	87003560
90029896	103-5127-42-24,57-20	Dome bit	R32	127	5"	–	Spherical	19	10x12,7	F	35°	3	2	4,8	87004775
90029897	125-5076-42-24,57-20	Dome bit	SR28	76	3"	–	Spherical	9	3x12,7	6x12,7	45°	1	3	2,1	87003951
90029898	126-5076-42-24-70,57-20	Dome bit	SR32	76	3"	–	Trubbnos	9	2x12,7	6x12,7	35°	3	1	2,1	87003559
90029892	128-5076-42-24-70,57-20	Dome bit	SR35	76	3"	–	Trubbnos	10	1x12,7	9x12,7	35°	3	–	2	87003951
90029881	128-5089-42-24-70,57-20	Dome bit	SR35	89	3 1/2"	–	Trubbnos	15	1x12,7	14x12,7	35°	2	1	2,5	87003953
90029890	128-5089-42-24,57-20	Dome bit	SR35	89	3 1/2"	–	Spherical	15	1x12,7	14x12,7	35°	2	2	2,5	87003953
90029807	128-5102-42-24,57-20	Dome bit	SR35	102	4"	–	Spherical	17	1x12,7	16x12,7	35°	2	1	3,1	87003953
90029808	128-5102-42-24-70,57-20	Dome bit	SR35	102	4"	–	Trubbnos	17	1x12,7	16x12,7	35°	2	1	3,1	87003953
90029626	128-9102-45-A,49-20	Hole opener	SR35	102	4"	45	Spherical	15	3x12,7	12x12,7	35°	4	–	3,3	–
90029942	128-9102-40,49-20	Hole opener	SR35	102	4"	40	Spherical	15	3x10	12x12,7	35°	4	–	3,2	–
90029893	128-5127-42-24,57-20	Dome bit	SR35	127	5"	–	Spherical	19	1x12,7	18x12,7	35°	3	1	4,8	87004775
90029894	151-5152-42-24,57-20	Dome bit	ST58	152	6"	–	Spherical	20	2x14,5	18x14,5	35°	3	–	9,8	87004775
5697001591	151-9152-80,57-20	Hole opener	ST58	152	6"	80	Spherical	17	3x15,8	14x15,8	35°	2	–	11,9	–
5697001653	151-9203-135,57-20	Hole opener	ST58	203	8"	135	Spherical	23	3x12,7	20x15,8	30°	–	4	20,3	–
90029895	152-5152-42-24,57-20	Dome bit	ST68	152	6"	–	Spherical	20	2x14,5	18x14,5	35°	3	–	11,4	87004775
5697001641	152-9152-95,57-20	Hole opener	ST68	152	6"	95	Spherical	17	3x15,8	14x15,8	35°	2	–	11,6	–
90029791	152-9152-102,57-20	Hole opener	ST68	152	6"	102	Spherical	18	4x15,8, 6x15,8	8x15,8	25°	2	–	6,9	87003560
90029789	135-5102-42-24,57-20	Dome bit	T38	102	4"	–	Spherical	17	1x12,7	16x12,7	35°	2	1	3,5	87003953
90029783	135-5127-42-24-70,57-20	Dome bit	T38	127	5"	–	Trubbnos	19	1x12,7	18x12,7	35°	3	1	5,6	87004775

Epiroc COPROD

COPROD is a unique rock drilling system combining the greater penetration rate and lower fuel consumption of tophammer equipment with the hole quality and straightness of DTH drilling.

COPROD combines a threaded drill tube with an unthreaded drill rod. The drill tube transmits rotation, while the impact rod, fit in floating suspension inside the tube, transmits impact energy and feed force.

The flushing air passes between the tube and the rod, through the bit rod, to the front of the drill bit.

When the COPROD sections are joined, the impact rods stand on top of each other inside the drill tube.

This means that the impact energy is directly transmitted to the rock mass without passing a single thread. The result is superior energy transmission, reduced fuel consumption and minimized wear on the drill string.

Main benefits

Outstanding hole straightness.

Less fuel per meter drilled.

Delivers a lower total cost of ownership.

COPROD 76, 89, 102 mm.....37
COPROD 102, 127, 140 mm.....37



Epiroc COPROD 76, 89, 102, 127, 140 mm drill strings

For SmartROC C50 equipped with COP 3060CR rock drill and CL equipped with COP 5060CR rock drill

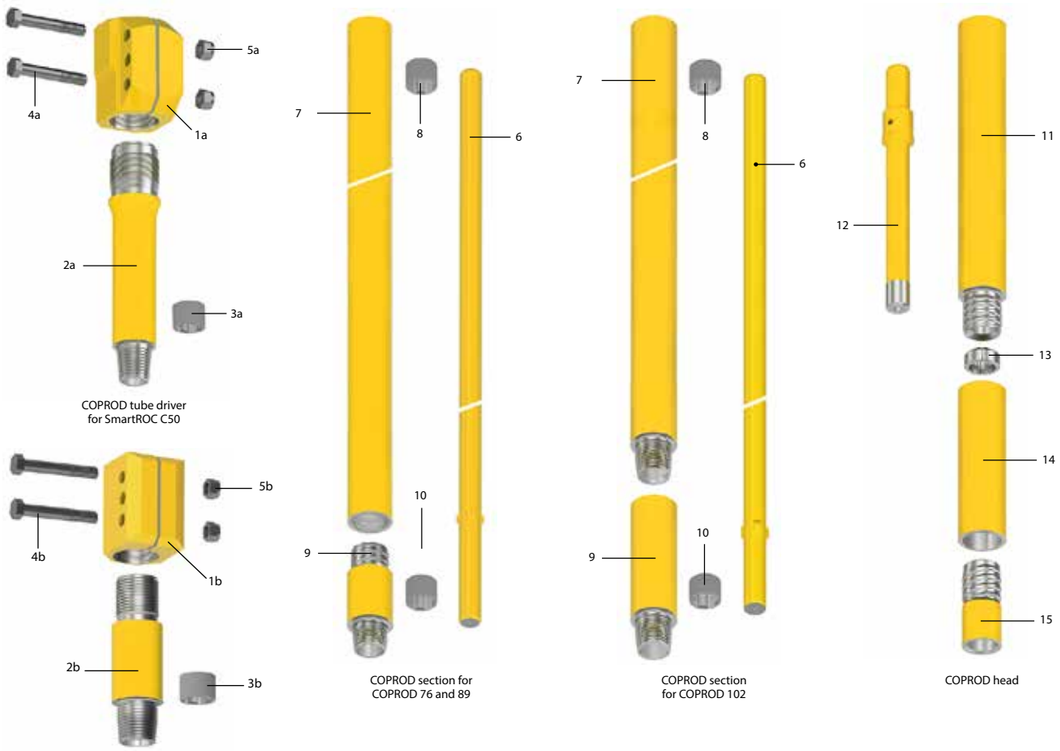

COPROD drill strings for SmartROC C50 with COP 3060CR

Part description	COPROD 76			COPROD 89			COPROD 102		
	Product No.	Product code	Weight*	Product No.	Product code	Weight*	Product No.	Product code	Weight*
COPROD tube driver									
1a. Coupling	90029136	7970-0226-80	18,8	90029136	7970-0226-80	18,8	90029136	7970-0226-80	18,8
2a. Tube adapter	90029442	7970-7627-80	12,3	90029133	7970-8927-80	13,8	90029132	7970-0227-80	17,7
3a. Rod guide	94800215	7970-8912-00	0,1	94800121	7970-8902-00	0,1	94800087	7970-0202-00	0,1
4a. Bolt (2 pcs) M24 × 150**	–	–	–	–	–	–	–	–	–
5a. Nut (2 pcs) M24**	–	–	–	–	–	–	–	–	–
COPROD section 4,5 m (15')	90029470	7970-7615-80	123	90029381	7970-8915-81	145	90029385	7970-0215-81	153
6. Rod 4500 mm (15')	90029471	7970-7616-00	55	90029384	7970-8916-00	56	90029386	7970-0216-00	70
7. Tube 4500 mm (15')	90029472	7970-7617-80	64	90029383	7970-8917-81	83	90029387	7970-0217-81	71
8. Rod guide	94800215	7970-8912-00	0,1	94800121	7970-8902-00	0,1	94800087	7970-0202-00	0,1
9. End piece	94800316	7970-7693-80	4,1	94800329	7970-8993-80	6,1	94800086	7970-0253-80	11,7
10. Rod guide	94800215	7970-8912-00	0,1	94800121	7970-8902-00	0,1	94800087	7970-0202-00	0,1
COPROD head	94800317	7970-7682-80	22	94800310	7970-8982-80	32	94800324	7970-0282-80	47
11. Bit tube	94800318	7970-7681-00	12,3	94800311	7970-8981-00	18,2	94800323	7970-0281-00	26,1
12. Bit rod	94800365	7970-7685-00	4,4	94800366	7970-8985-00	5,6	94800367	7970-0285-00	10,4
13. Stop ring	94800235	7970-7604-00	0,2	94800128	7970-8904-00	0,4	94800096	7970-0204-00	0,5
14. Bit chuck	94800320	7970-7683-00	3,8	94800298	7970-8983-00	5,8	94800325	7970-0273-00	7,5
15. Bit driver	94800227	7970-7684-00	1,8	94800272	7970-8984-00	2,8	94800082	7970-0274-00	2,9

* Weight approx. kg ** Included in coupling.

COPROD drill strings for SmartROC CL with COP 5060CR

Part description	COPROD 102			COPROD 127			COPROD 140		
	Product No.	Product code	Weight*	Product No.	Product code	Weight*	Product No.	Product code	Weight*
COPROD tube driver									
1b. Coupling	90003587	7970-2732-80	17,9	90003587	7970-2732-80	17,9	90003587	7970-2732-80	17,9
2b. Tube adapter, L = 253 mm (10")	94800243	7970-0235-80	9,5	94800245	7970-2735-80	16,9	94800245	7970-2735-80	16,9
2b. Tube adapter, L = 714 mm (2' 4 1/8")	94800244	7970-0233-80	30,4	94800246	7970-2733-80	54,2	94800246	7970-2733-80	54,2
3b. Rod guide	94800087	7970-0202-00	0,1	94800087	7970-0202-00	0,1	94800087	7970-0202-00	0,1
4b. Bolt (2 pcs) M24 × 160**	–	–	–	–	–	–	–	–	–
5b. Nut (2 pcs) M24**	–	–	–	–	–	–	–	–	–
COPROD section 6,1 m (20')	94800453	7970-0250-81	199	94800455	7970-2750-81	241	90029475	7970-4050-81	300
6. Rod 6100 mm (20')	94800084	7970-0251-00	94	94800295	7970-2751-00	94	94800295	7970-2751-00	94
7. Tube 6100 mm (20')	94800452	7970-0252-81	93	94800454	7970-2752-81	130	90029476	7970-4052-81	184
9. End piece	94800086	7970-0253-80	11,7	94800134	7970-2753-80	15,0	94800377	7970-4053-80	21,7
10. Rod guide	94800087	7970-0202-00	0,1	94800087	7970-0202-00	0,1	94800087	7970-0202-00	0,1
COPROD head	94800324	7970-0282-80	47	94800362	7970-2782-80	78	94800369	7970-4082-80	98
11. Bit tube	94800323	7970-0281-00	26,1	94800363	7970-2781-00	45	94800370	7970-4081-00	58
12. Bit rod	94800367	7970-0285-00	10,4	94800364	7970-2785-00	16,5	94800373	7970-4085-00	19,6
13. Stop ring	94800096	7970-0204-00	0,5	94800139	7970-2704-00	0,8	94800374	7970-4004-00	0,9
14. Bit chuck	94800325	7970-0273-00	7,5	94800331	7970-2773-00	11,2	94800371	7970-4083-00	14,4
15. Bit driver	94800082	7970-0274-00	2,9	94800141	7970-2774-00	5,0	94800372	7970-4084-00	5,5

* Weight approx. kg ** Included in coupling.

Epiroc drill bits for COPROD 76, 89, 102, 127, 140 mm

For SmartROC C50 equipped with COP 3060CR rock drill and SmartROC CL equipped with COP 5060CR rock drill

Flat front

Convex front

Drop center

COPROD drill bits

COPROD system	Diameter		Product No.	Product code	Buttons × button diameter (mm)			Gauge buttons angle		Flushing holes	Weight approx. kg
	mm	inch			Gauge outer	Gauge inner	Center	Outer	Inner	No. × size (mm)	
COPROD 76	**Flat front, HD, spherical buttons**										
	90	3 9/16"	94800332	7976-1090-40,10-20	9×11	–	7×11	35°	–	3×8	5,8
	95	3 3/4"	94800333	7976-1095-40,10-20	9×12,7	–	7×11	35°	–	3×8	6,0
	105	4 1/8"	94800334	7976-1105-40,10-20	9×12,7	–	7×12,7	35°	–	3×10	6,4
	Convex front, ballistic buttons										
	90	3 9/16"	94800335	7976-2090-66,10-20	7×12,7	4×12,7	2×12,7	40°	20°	2×10	5,6
	95	3 3/4"	94800336	7976-2095-66,10-20	7×12,7	3×12,7	2×12,7	45°	30°	3×8	5,6
	105	4 1/8"	94800337	7976-2105-66,10-20	9×12,7	3×12,7	4×12,7	45°	30°	3×10	6,2
	Drop center front, spherical buttons										
	105	4 1/8"	94800340	7976-3105-40,10-20	8×12,7	4×12,7	2×11	35°	–	4×10	6,2
COPROD 89	**Flat front, HD, spherical buttons**										
	105	4 1/8"	94800341	7989-1105-40,10-20	9×12,7	–	7×12,7	35°	–	3×13	9,1
	110	4 5/16"	94800342	7989-1110-40,10-20	9×14,5	–	6×14,5	35°	–	3×13	9,5
	110	4 5/16"	90029468	7989-1110-40,10-12	9×14,5	–	6×14,5	35°	–	3×13	9,5
	115	4 1/2"	94800343	7989-1115-40,10-20	9×14,5	–	6×14,5	35°	–	3×13	9,7
	127	5"	94800344	7989-1127-40,10-20	9×14,5	–	7×14,5	35°	–	3×13	10,6

COPROD drill bits

COPROD system	Diameter		Product No.	Product code	Buttons × button diameter (mm)			Gauge buttons angle		Flushing holes	Weight approx. kg
	mm	inch			Gauge outer	Gauge inner	Center	Outer	Inner	No. × size (mm)	
COPROD 89	Convex front, ballistic buttons										
	105	4 1/8"	94800345	7989-2105-66,10-20	9×12,7	3×12,7	4×12,7	45°	30°	3×13	8,8
	110	4 5/16"	94800346	7989-2110-66,10-20	9×12,7	6×12,7	4×12,7	45°	30°	3×13	9,2
	115	4 1/2"	94800347	7989-2115-66,10-20	7×14,5	4×14,5	3×14,5	45°	30°	3×13	9,2
	127	5"	94800348	7989-2127-66,10-20	9×14,5	6×14,5	4×14,5	45°	30°	3×13	10,1
	127	5"	90029962	7989-2127-66,10-12	9×14,5	6×14,5	4×14,5	45°	30°	3×13	10,1
	140	5 1/2"	90003707	7989-2140-66,10-20	9×14,5	6×14,5	5×14,5	45°	30°	3×13	10,7
	Drop center front, spherical buttons										
	105	4 1/8"	94800349	7989-3105-40,10-20	8×12,7	4×12,7	2×11	35°	–	4×13	8,9
	115	4 1/2"	94800351	7989-3115-40,10-20	8×14,5	4×14,5	2×11	35°	–	4×13	9,5
	127	5"	94800352	7989-3127-40,10-20	8×14,5	4×14,5	4×11	35°	–	4×13	10,3
	Drop center front, ballistic buttons										
	105	4 1/8"	94800443	7989-3105-66,10-20	8×12,7	4×12,7	2×11	40°	–	4×13	8,8
COPROD 102	Drop center front, Trubbnos buttons										
	127	5"	5697000112	7902-6127-21,10-20	8×15.8	4×15,8	5×11	35°	–	4×13	12,9
	Flat front, HD, spherical buttons										
	115	4 1/2"	94800353	7902-1115-40,10-20	9×14,5	–	6×14,5	35°	–	3×13	12,6
	127	5"	94800354	7902-1127-40,10-20	9×14,5	–	7×14,5	35°	–	3×13	13,2
	140	5 1/2"	94800355	7902-1140-40,10-20	9×15,8	–	9×15,8	35°	–	3×13	14,5
	Convex front, ballistic buttons										
	115	4 1/2"	94800356	7902-2115-66,10-20	7×14,5	4×14,5	3×14,5	45°	30°	3×13	12,2
	127	5"	94800357	7902-2127-66,10-20	9×14,5	6×14,5	4×14,5	45°	30°	3×13	12,8
	140	5 1/2"	94800358	7902-2140-66,10-20	9×14,5	6×14,5	5×14,5	45°	30°	3×13	13,8
	Drop center front, spherical buttons										
	127	5"	94800360	7902-2127-40,10-20	9×14,5	6×14,5	4×14,5	35°	–	4×13	12,9
	140	5 1/2"	94800361	7902-3140-40,10-20	9×15,8	6×15,8	4×12,7	35°	–	3×13	14,5
	Drop center front, ballistic buttons										
	127	5"	90029832	7902-3127-66,10-20	8×14,5	4×14,5	4×11	40°	–	4×13	12,9
COPROD 127	Flat front, HD, spherical buttons										
	152	6"	94800417	7927-1152-40,10-20	9×15,8	–	9×15,8	35°	–	3×16	22,9
	165	6 1/2"	94800384	7927-1165-40,10-20	10×15,8	–	10×15,8	35°	–	3×15	23,9
	Convex front, ballistic buttons										
	165	6 1/2"	94800385	7927-2165-66,10-20	9×15,8	6×15,8	6×15,8	45°	30°	3×15	23,1
	165	6 1/2"	5697000563	7927-2165-67,10-20	9×19.1	6×19.1	4×19.1	35°	20°	3×15	23,1
	203	8"	90029203	7927-2210-66.08-20	9×15,8	6×15,8	7×15,8	45°	25°	3×16	26,5
	Drop center front, spherical buttons										
	165	6 1/2"	94800378	7927-3165-40,10-20	10×15,8	6×15,8	5×15,8	35°	–	2×18	23,8
	Drop center front, ballistic buttons										
	140	5 1/2"	94800368	7927-3140-66,10-20	9×15,8	6×15,8	4×12,7	35°	–	3×16	20,2
COPROD 140	Convex front, ballistic buttons										
	165	6 1/2"	94800379	7940-2165-66,08-20	9×15,8	6×15,8	7×15,8	45°	25°	3×16	30,1
	180	7 1/8"	94800381	7940-2180-66,08-20	9×15,8	6×15,8	7×15,8	45°	25°	3×16	31,2
	Convex front, Trubbnos buttons										
	203	8"	90029721	7940-2203-70,08-23	10×15,8	7×15,8	16×15,8	35°	15°	3×16	34,8
	210	8 1/4"	90029722	7940-2210-70,08-23	10×15,8	7×15,8	16×15,8	35°	15°	3×16	35,5
	216	8 1/2"	90029723	7940-2216-70,08-23	10×15,8	7×15,8	16×15,8	35°	15°	3×16	36,0

COPROD conversion kits

Part description	Product No.	Product code
Conversion kit for COPROD 76 to COPROD 89		
9. End piece	94800425	7970-7693-89-80
10. Rod guide	94800215	7970-8912-00
COPROD head	Use standard COPROD 89	
Conversion kit for COPROD 89 to COPROD 102		
9. End piece	94800423	7970-8993-02-80
10. Rod guide	94800121	7970-8902-00
COPROD head	Use standard COPROD 102 except for bitrod	
12. Bitrod	94800424	7970-0285-89-00
Conversion kit for COPROD 102 to COPROD 127		
9. End piece	94800426	7970-0253-27-80
10. Rod guide	94800087	7970-0202-00
COPROD head	Use standard COPROD 127	
Conversion kit for COPROD 127 to COPROD 140*		
COPROD head	Use standard COPROD 140	

*COPROD 127 and COPROD 140 use the same thread connection.

Epiroc tapered equipment

Epiroc has one of the broadest range of tapered drilling equipment and accessories of any supplier in the world. It gives you more choices, working with the strongest support network in the industry.

It means that you can look to one reliable and time-tested source for all your equipment needs.

Of course, you'd expect Epiroc to have the most productive tapered rock drilling equipment in the world. And we do. But maybe your situation calls for the utmost in reliability.

Or perhaps your application requires technology that has been tested and proven through years of field use. Whatever your needs, check out our many choices before settling for less. Each one of our products are designed for optimum performance in both handheld and mechanized rock drilling applications on a price vs. performance basis.

We offer high quality productive tools and services for all handheld and mechanized applications. It's all right here, at Epiroc.

Main benefits

Drilling economy – with years of experience and product development, our tapered drilling equipment is designed to provide you with the lowest cost per meter in the market.

Less downtime – with our quality products, you can always relay on us to make sure you get the most out of your drilling operation.

Epiroc network –being a product family within Epiroc, availability and support is a part of the package, providing increased productivity.

Taper angle 4°46' 40
Taper angle 7° 40
Taper angle 11° 41
Taper angle 12° 42

Epiroc tapered equipment

Pilot adapter with insert

Crossover adapter

Shank end rod

Model -12

Model -14

Model -17

Model -23

Model -27

Model -33

Model -34

Model -40

Model -56

Drill bit taper angle

Reaming dome

Epiroc tapered equipment 4°46'

Drill bits

Product No.	Product code	Diameter		Skirt type	Number of buttons	Buttons x button diameter		Buttons angle Gauge	Buttons angle Centre	Flushing hole		Weight kg
		mm	inch			mm Centre	mm Gauge			Side	Centre	
90512905	178-5033-41-67,51-20	33	1 5/16"	Long	7	2x7	5x8	40°	15°	1	2	0,3
90512919	178-5036-27-67,51-20	36	1 13/32"	Long	7	2x7	5x9	35°	-	1	1	0,4
90510678	178-9036-14-67,39-20	36	1 13/32"	Short	7	2x7	5x7	35°	-	1	2	0,4
90512901	178-5041-34-67,51-20	41	1 5/8"	Long	7	2x7	5x7	35°	-	-	1	0,4
90512900	178-5043-14-67,51-20	43	1 11/16"	Long	7	2x8	5x9	35°	-	2	1	0,4

Rods

Product No.	Product code	Length		Weight
		mm	foot/inch	
90510626	578-0108,11	800	2' 7 1/2"	2,9
90510627	578-0116,11	1600	5' 3"	5,4
90510628	578-0120,11	2000	6' 6 3/4"	6,6
90510629	578-0124,11	2400	7' 10 1/2"	7,8
90510630	578-0132,11	3200	10' 6"	10,2
90513835	578-0135,11	3500	11' 5 3/4"	11,1
90510631	578-0140,11	4000	13' 1 1/2"	12,7

Drifter rods

Product No.	Product code	Length		Weight
		mm	foot/inch	
90029168	297-0320-03-99-C,02	2000	6' 6 3/8"	8,1
90003622	297-0322-03-C,02	2160	7' 1"	8,5
90003623	297-0329-03-C,02	2900	9' 6 1/8"	11,2
90003540	297-0331-03-C,02	3100	10' 2"	12

7° Epiroc tapered equipment

Drill bits

Product No.	Product code	Diameter		Skirt type	Number of buttons	Buttons x button diameter		Buttons angle Gauge	Buttons angle Centre	Flushing hole		Weight kg
		mm	inch			mm Centre	mm Gauge			Side	Centre	
90512883	173-5030-17-67,39-20	30	1 3/16	Long	7	2x7	5x6	35°	–	2	1	0,2
90512799	173-5032-17-67,39-20	32	1 1/4	Long	7	2x7	5x7	35°	–	1	1	0,3
90515546	173-5033-34-67,39-20	33	1 5/16	Long	8	2x7	6x7	40°	–	1	2	0,3
90515547	173-5033-40-67,39-20	33	1 5/16	Long	9	3x7	6x7	40°	20°	3	–	0,4
90512922	173-5035-41-67,39-20	35	1 3/8	Long	7	2x7	5x8	40°	15°	1	1	0,4
90515584	173-5037-41-67,39-20	37	1 15/32	Long	7	2x7	5x9	40°	15°	1	1	0,4
90512830	194-5041-27,39-20	41	1 5/8	Long	7	2x8	5x9	40°	–	1	1	0,4
90512831	194-5041-27-67,39-20	41	1 5/8	Long	7	2x8	5x9	40°	–	1	1	0,4
90512984	194-5041-37-67,39-20	41	1 5/8	Long	9	3x7	6x9	40°	–	1	3	0,4
90514506	173-5041-41-67,39-20	41	1 5/8	Long	7	2x8	5x9	40°	15°	1	1	0,4
90516567	194-5041-56-67,39-20	41	1 5/8	Long	6	2x8	4x9	35°	–	1	1	0,2
90512985	194-5043-37-67,39-20	43	1 11/16	Long	9	3x7	6x9	40°	–	1	3	0,5
90516568	194-5043-56-67,39-20	43	1 11/16	Long	6	2x8	4x9	35°	–	1	1	0,3
90003661	173-5064-42-24,49-20	64	2 1/2	Short	10	1x11	9x11	35°	–	3	1	0,8

Rods

Product No.	Product code	Length		Weight
		mm	foot/inch	
90513772	573-0104,11	400	1' 3 3/4"	1,7
90029209	594-1106-C,02	600	1' 11 5/8"	2,6
90505067	573-0108,11	800	2' 7 1/2"	2,7
90029211	594-1112-C,02	1220	4'	2,8
90029212	594-1115-C,02	1500	4' 11"	6,5
90029213	594-1116-C,02	1600	5' 3"	6,9
90504826	573-0116,11	1600	5' 3"	5,4
90029095	594-1118-C,02	1830	6'	8
90504827	573-0118,11	1830	6'	6
90029214	594-1120-C,02	2000	6' 6 3/4"	8,5
90504756	573-0120,11	2000	6' 6 3/4"	6,7
90029215	594-1122-C,02	2200	7' 25/8"	9,3
90029219	594-1124-C,02	2400	7' 10 1/2"	10,1
90504828	573-0124,11	2435	8'	7,7
90515483	573-0124-C,02	2435	8'	7,8
90029220	594-1126-C,02	2600	8' 6 3/8"	10,9
90504829	573-0131,11	3050	10'	9,8
90029221	594-1132-C,02	3200	10' 6"	13,2
90504831	573-0132,11	3200	10' 6"	10,1
90516583	573-0132-C,02	3200	10' 6"	10,1
90514346	573-0136,11	3660	12'	11,4
90029222	594-1139-C,02	3900	12' 9 1/2"	16,1
90513773	573-0140,11	4000	13' 1 1/2"	12,7
90516584	573-0140-C,02	4000	13' 1 1/2"	12,7
90515495	573-0148,11	4800	15' 9"	15,1
90514493	573-0156,11	5600	18' 4 1/2"	17,1
90514494	573-0164,11	6400	21'	19,5
90514495	573-0172,11	7200	23' 7 1/2"	22
90514496	573-0180,11	8000	26' 3"	24,2

Drill bits

Product No.	Product code	Diameter		Skirt type	Number of buttons	Buttons x button diameter		Buttons angle Gauge	Buttons angle Centre	Flushing hole		Weight kg
		mm	inch			mm Centre	mm Gauge			Side	Centre	
90510189	179-9032-56-67,50-20	32	1 1/4"	Short	6	2x7	4x7	35°	-	1	1	0,3
90512816	179-9032-33-67,39-20	32	1 1/4"	Short	8	2x7	6x7	39°	15°	1	1	0,3
90029049	179-9034-56-67,51-20	34	1 11/32"	Short	6	2x7	4x7	40°	-	1	1	0,2
90512881	179-9034-40-67,39-20	34	1 11/32"	Short	9	3x7	6x7	40°	20°	2		0,3
90516496	179-9034-12-67,51-20	34	1 11/32"	Short	5	2x7	3x8	35°	-	2	1	0,2
90512818	179-9035-41-67-L,39-20*	35	1 3/8"	Short	7	2x7	5x8	40°	15°	1	1	0,3
90509968	179-9036-27-67,39-20	36	1 13/32"	Short	7	2x7	5x8	35°	-	1	1	0,3
90512965	179-9036-12-67,51-20	36	1 13/32"	Short	5	2x8	3x8	40°	-	2	1	0,2
90509966	179-9038-27-67,39-20	38	1 1/2"	Short	7	2x7	5x9	35°	-	1	1	0,3
90512968	179-9038-23-67,51-20	38	1 1/2"	Short	4	1x9	3x9	40°	-	2	1	0,3
90509962	179-9041-27-67,39-20	41	1 5/8"	Short	7	2x7	5x9	35°	-	2	1	0,3
90512898	179-9043-27-67,51-20	43	1 11/16"	Short	7	2x9	5x9	35°	-	2	1	0,4
90003662	179-5064-42-24,49-20	64	2 1/2"	Short	10	1x11	9x11	35°	-	3	1	0,7

Rods

Product No.	Product code	Length		Weight
		mm	foot/inch	
90029227	579-1405-C,02	500	1' 7 5/8"	2,7
90511440	579-0206-05,19	600	1' 11 5/8"	2,5
90029228	579-1407-C,02	700	2' 3 1/2"	3,5
90514289	579-0207-07,05	700	2' 3 1/2"	2,7
90504864	579-0108,11	800	2' 7 1/2"	2,8
90511754	579-0209-05,19 - CILBOND	900	2' 11 3/8"	3,3
90029229	579-1410-C,02	1000	3' 3 3/8"	4,6
90511444	579-0210-05,19	1000	3' 3 3/8"	3,7
90514290	579-0210-07,05	1000	3' 3 3/8"	3,6
90511447	579-0212-05,19 - CILBOND	1200	3' 11 1/4"	4,3
90504865	579-0112,11	1220	4'	4,2
90511448	579-0213-05,19 - CILBOND	1300	4' 3 1/8"	4,6
90514433	579-0213-07,05	1300	4' 3 1/8"	4,7
90029230	579-1414-C,02	1400	4' 7 1/8"	6,2
90511449	579-0214-05,19	1400	4' 7 1/8"	4,9
90511451	579-0215-05,19 - CILBOND	1500	4' 11"	5,2
90504867	579-0115,11	1525	5'	5,3
90029231	579-1416-C,02	1600	5' 3"	6,9
90510144	579-0116,11	1600	5'3"	5,3
90511454	579-0216-05,19 - CILBOND	1600	5' 3"	5,5
90514173	579-0216-07,05	1600	5' 3"	5,4
90511455	579-0218-05,19 - CILBOND	1800	5' 10 7/8"	5,7
90514174	579-0218-07,05	1800	5' 10 7/8"	6,1
90504868	579-0118,11	1830	6'	5,9
90029232	579-1420-C,02	2000	6' 6 3/4"	8,7
90504869	579-0120,11	2000	6' 6 3/4"	6,6
90512136	579-0220-05,19	2000	6' 6 3/4"	6,7
90511459	579-0222-05,19	2200	7' 2 5/8"	7,4

Rods

Product No.	Product code	Length		Weight
		mm	foot/inch	
90511463	579-0224-05,19 - CILBOND	2400	7' 10 1/2"	7,7
90514175	579-0224-07,05	2400	7' 10 1/2"	8
90504871	579-0124,11	2435	8'	7,7
90505441	579-0124-C,02	2435	8'	7,9
90029233	579-1425-C,02	2500	8' 2 3/8"	10,5
90029234	579-1426-C,02	2600	8' 6 3/8"	11,4
90511464	579-0226-05,19 - CILBOND	2600	8' 6 3/8"	8,6
90511465	579-0228-05,19 - CILBOND	2800	9' 2 1/4"	9,2
90511466	579-0230-05,19	3000	9' 10 1/8"	10
90029235	579-1432-C,02	3200	10' 6"	13,2
90510202	579-0132,11	3200	10' 6"	10,3
90511469	579-0232-05,19 - CILBOND	3200	10' 6"	10,5
90029236	579-1433-C,02	3300	10' 9 7/8"	13,6
90511471	579-0234-05,19	3400	10' 9 7/8"	10,8
90029237	579-1435-C,02	3500	11' 5 3/4"	15
90512338	579-0236-05,19	3600	11' 9 3/4"	11,5
90510203	579-0137,11	3655	11' 11 7/8"	11,7
90029238	579-1438-C,02	3800	12' 5 5/8"	15,9
90511472	579-0238-05,19	3800	12' 5 5/8"	12,3
90510245	579-0140,11	4000	13' 1 1/2"	12,8
90512292	579-0242-05,19	4200	13' 9 3/8"	13,6
90512010	579-0245-05,19	4500	14' 9 1/8"	14,5
90029569	579-1446-C,02	4600	11'	18,7
90029569	579-1446-C,02	4600	11'	18,7
90510817	579-0148,11	4800	15' 9"	15,2
90510894	579-0156,11	5600	18' 4 1/2"	17,6
90510895	579-0164,11	6400	21'	20
90510896	579-0172,11	7200	23' 7 1/2"	22,4
90510897	579-0180,11	8000	26' 3"	24,9

Drifter rods

Product No.	Product code	Length		Weight
		mm	foot/inch	
90515243	279-0203-29-91-MF-C,02	340	1' 1 3/8"	1,3
90516414	279-0206-29-MF-C,02	600	1' 11 5/8"	2,1
90003633	279-0321-07-C,02	2100	6' 10 5/8"	8,1
90516503	279-0421-07-C,02	2100	6' 10 5/8"	10,5
90003697	279-0322-03-C,02	2200	7' 2 5/8"	8,6
90514410	279-0328-03-C,02	2800	9' 2 1/4"	10,8

Drill bits

Product No.	Product code	Diameter		Skirt type	Number of buttons	Buttons x button diameter		Buttons angle Gauge	Buttons angle Centre	Flushing hole		Weight kg
		mm	inch			mm Centre	mm Gauge			Side	Centre	
90512895	177-9027-56-67,51-20	27	1 1/16"	Short	6	2x6	4x8	40°	15°	1	1	0,2
90510695	177-9028-23-67,39-20	28	1 1/8"	Short	4	1x7	3x7	20°	-	1	1	0,1
90516429	177-9028-56-67,51-20	28	1 1/8"	Short	6	2x6	4x6	35°	-	1	1	0,2
90510181	177-9030-56-67,51-20	30	1 3/16"	Short	6	2x7	4x7	30°	-	1	1	0,2
90509650	177-9032-14-67,39-20	32	1 1/4"	Short	7	2x7	5x7	35°	-	1	2	0,3
90509841	177-9032-17-67,39-20	32	1 1/4"	Short	7	2x7	5x7	35°	-	1	1	0,2
90510640	177-5032-17-67,39-20	32	1 1/4"	Long	7	2x7	5x7	35°	-	1	1	0,3
90512817	177-9032-34-67,39-20	32	1 1/4"	Short	8	2x7	6x7	39°	15°	1	2	0,3
90003511	177-9033-34-67,39-20	33	1 5/16"	Short	8	2x7	6x7	35°	-	1	2	0,2
90029271	177-5033-34-67-99,39-20	33	1 5/16"	Long	8	2x7	6x7	40°	-	2	2	0,3
90509842	177-9033-17-67,39-20	33	1 5/16"	Short	7	2x7	5x7	35°	-	1	1	0,2
90512297	177-5033-17-67,39-20	33	1 5/16"	Long	7	2x7	5x7	35°	-	1	1	0,3
90512648	177-9033-14-67,39-20	33	1 5/16"	Short	7	2x7	5x7	35°	-	1	2	0,2
90512707	177-5033-40-67,39-20	33	1 5/16"	Long	9	3x7	6x7	40°	20°	3	-	0,3
90512825	177-5033-34-67,39-20	33	1 5/16"	Long	8	2x7	6x7	40°	15°	1	2	0,3
90513909	177-9033-41-67,39-20	33	1 5/16"	Short	7	2x7	5x8	40°	15°	1	1	0,2
90509956	177-9034-27-67,39-20	34	1 11/32"	Short	7	2x7	5x8	35°	-	1	1	0,2
90509535	177-9035-27-67,39-20	35	1 3/8"	Short	7	2x7	5x9	35°	-	1	1	0,2
90512826	177-5035-34-67,39-20	35	1 3/8"	Long	8	2x7	6x8	45°	15°	1	2	0,3
90512721	177-9036-27-67,39-20	36	1 13/32"	Short	7	2x7	5x9	35°	-	1	1	0,3
90514202	180-5036-99-67,39-20	36	1 13/32"	Long	7	2x7	5x9	35°	15°	1	1	0,3
90512710	177-9037-27-67,39-20	37	1 15/32"	Short	7	2x7	5x9	40°	-	1	1	0,3
90502644	177-5038-27,39-20	38	1 1/2"	Long	7	2x7	5x9	35°	-	1	1	0,4
90509554	177-9038-27,39-20	38	1 1/2"	Short	7	2x7	5x9	35°	-	1	1	0,2
90510676	177-9038-23-67,39-20	38	1 1/2"	Short	4	1x9	3x9	40°	-	1	1	0,2
90512064	180-5038-27-67,39-20	38	1 1/2"	Long	7	2x7	5x9	40°	-	1	1	0,4
90512658	177-9038-17-67,39-20	38	1 1/2"	Short	7	2x7	5x9	40°	-	1	1	0,3
90512669	177-9038-27-67,39-20	38	1 1/2"	Short	7	2x7	5x9	35°	-	1	1	0,2
90512318	177-9041-27-67,39-20	41	1 5/8"	Short	7	2x7	5x9	35°	-	1	1	0,3
90512486	180-5041-27-67,39-20	41	1 5/8"	Long	7	2x7	5x9	40°	-	1	1	0,4
90512619	177-9045-27-67,39-20	45	1 3/4"	Short	7	2x7	5x9	35°	-	1	1	0,3
90003663	177-5064-42-24,49-20	64	2 1/2"	Short	10	1x11	9x11	35°	-	3	1	0,8

Rods

Product No.	Product code	Length		Weight
		mm	foot/inch	
90504832	577-0106,11	610	2'	2,2
90504833	577-0108,11	800	2' 7 1/2"	2,8
90504835	577-0112,11	1220	4'	4,2
90505433	577-0112-C,02	1220	4'	4,2
90504837	577-0115,11	1525	5'	4,9
90515271	577-0115-C,02	1525	5'	4,9
90001398	577-0118,11	1830	6'	6,1
90505434	577-0118-C,02	1830	6'	6,1
90504839	577-0120,11	2000	6' 6 3/4"	6,8
90516135	577-0120-C,02	2000	6' 6 3/4"	6,5
90505435	577-0121-C,02	2100	6' 10 5/8"	6,8
90504841	577-0124,11	2435	8'	7,6
90505436	577-0124-C,02	2435	8'	7,8
90504843	577-0131,11	3050	10'	9,9
90505437	577-0131-C,02	3050	10'	9,9
90504844	577-0132,11	3200	10'6"	9,9

Drifter rods

Product No.	Product code	Length		Weight
		mm	foot/inch	
90514449	277-0207-25-91-MF-C,02	675	2' 2 5/8"	2,3
90003722	277-0208-29-91-MF-C,02	825	2' 8 1/2"	2,5
90029390	277-0209-29-91-69-MF-C,02	860	–	3
90514450	277-0212-25-91-MF-C,02	1165	3' 9 7/8"	3,8
90514451	277-0217-25-91-MF-C,02	1665	5' 5 1/2"	5,3
90003520	277-0324-03-C,02	2400	7' 10 1/2"	9,3
90510248	280-0426-03-C,02	2600	8' 6 3/8"	13,5
90505274	277-0328-03-91-C,02	2780	9' 1 1/2"	10,7
90504668	277-0334-03-C,02	3400	11' 1 7/8"	13,2
90003679	277-0337-03-C,02	3700	12' 1 5/8"	14,4

Auxiliary tools

At Epiroc, we understand that precision and reliability are key in every stage of your drilling operation. That's why our auxiliary tools, such as recovery pikes, shank seals, thread grease, chuck bushing gauge plugs, knock-off tools, and shims, are designed and manufactured with the same superior quality and craftsmanship as our primary rock drilling tools. These original OEM products are specifically engineered to enhance the performance, safety, and longevity of your equipment, ensuring that you get the most out of your investment.

Main benefits

Manufactured to the highest Epiroc quality standards for durability and performance.

Designed to seamlessly integrate with your existing equipment, ensuring optimal fit and function.

Available as original OEM products, offering superior reliability and warranty coverage.

Recovery pikes 44
Recovery pikes for TDS tubes 44
Recovery sleeves, ... 44
Recovery sleeves for TDS tubes 44
Shank seals 44
Thread grease 44
Chuck bushing gauges plugs 45
Knock-off tools 45
Shim 45

Recovery pikes



Thread		Product no.	Product code		Weight approx.
mm	inch		Rope thread	T thread	kg
32	1 1/4"	90000331	9002,49	–	0,5
38	1 1/2"	90001971	–	9250,49	1,0
45	1 3/4"	90002079	–	9253,49	1,3
51	2"	90002872	–	9265,49	2,3

Recovery pikes for TDS tubes

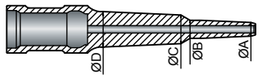

API Reg. Pin	A		B		C		D		Product no.	Product code	Weight approx.
	mm	inch	mm	inch	mm	inch	mm	inch			kg
For TDS tubes											
ST58	22	7/8"	29	1 5/32"	50	1 31/32"	59	2 5/16"	94000061	9268,49	5,5
ST68	18	23/32"	43	1 11/16"	60	2 3 3/8"	71	2 25/31"	90510783	9277,49	7,7

Recovery sleeves

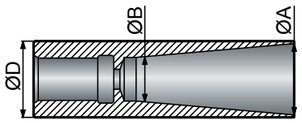

Thread	ØD		Major inner diam. (ØA)		Minor inner diam. (ØB)		Product no.	Product code		Weight approx.
	mm	inch	mm	inch	mm	inch		Rope thread	T thread	kg
For Extension rods										
R32	49	1 15/16"	47,2	1 27/32"	23	29/32"	90510880	9041,49	–	1,7
R38	60	2 3/8"	57,2	2 1/4"	30	1 3/16"	90510881	9042,49	–	3,1
T38	61	2 13/32"	58,2	2 9/32"	30	1 3/16"	90510882	–	9043,49	4,1
T45	71	2 25/32"	68	2 11/16"	36	1 13/32"	90510883	–	9044,49	5,8
T51	82	3 7/32"	78,2	3 1/16"	41	1 5/8"	90510884	–	9045,49	8,3
For couplings										
R32	49	1 15/16"	47,2	1 27/32"	23	29/31"	90510880	9041,49	–	1,7
T45	71	2 25/32"	68	2 11/16"	36	1 13/32"	90510883	–	9044,49	5,8
T51	82	3 7/32"	78,2	3 1/16"	41	1 5/8"	90510884	–	9045,49	8,3
For speedrods										
T45	71	2 25/32"	68	2 11/16"	36	1 13/32"	90510883	–	9044,49	5,8
T51	82	3 7/32"	78,2	3 1/16"	41	1 5/8"	90510884	–	9045,49	8,3
TW60	95	3 3/4"	89	3 1/2"	54	2 1/8"	90029329	–	9420, 49	–

Epiroc auxiliary tools

Recovery sleeves for TDS tubes

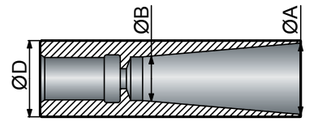

Thread	ØD		Major inner diam. (ØA)		Minor inner diam. (ØB)		Product no.	Product code	Weight approx.
	mm	inch	mm	inch	mm	inch			kg
For TDS tubes									
ST58	90	3 9/16"	80	3 5/32"	57	2 1/4"	94000012	9269,49	4,9
ST68	102	4"	92	3 5/8"	70	2 3/4"	94502423	9267,49	6,2

Shank seals

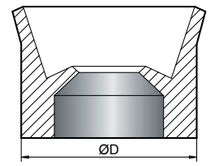

Tube diameter		Outer diameter (D)		Product no.	Product code
mm	inch	mm	inch		
6,5	1/4"	9,3	23/64"	90002047	9159-06
10	13/32"	17	21/32"	90002571	9151-10
14,3	9/16"	22	7/8"	90000466	9156-14
19	3/4"	27	1 1/16"	90002008	9158-19
23	29/32"	34	1 11/32"	90504645	9158-23

Thread grease

Acinol grease	Product no.	Product code
4,5 kg (10 lbs) package	90000382	9201,49
18 kg (40 lbs) package	90002915	9210,49
18 kg (40 lbs) package TIN	90029201	9211,49
50 kg (110 lbs) package	90503915	9200,49

Epiroc auxiliary tools

Chuck bushing gauges

Bushing		Product no.	Product code
mm	inch		
19	3/4"	90002667	9131
22	7/8"	90002668	9132
25	1"	90002669	9133

Knock-off tools

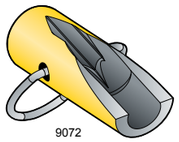

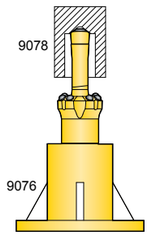

Rod diam. hex.		Product no.	Product code	Weight approx.
mm	inch			kg
Pilot rod				
–	–	90000318	9072,49	4,6
Pilot adapter				
–	–	90000928	9076,49	6,6
–	–	90000930	9078,49	2,1
Tapered rod				
22	7/8"	90504619	9073,49	1,1
25	1"	90504620	9075,49	1,1

Shim

Description	Product No.	Product code
Shim for 7° taper and 12° taper	90503908	9162,49

Support and service agreements

Epiroc service, support and training follow every purchase, to ensure that customers extract maximum productivity from their drilling operations.

Having a knowledgeable and reliable drill steel supplier as Epiroc, on site or online, makes the difference between walking alone or sharing the experience and knowhow of a world-class partner. For example, Epiroc knows that using higher productivity bits reduces the cost of each drilled hole, and the simplest way to cut costs is to drill holes faster. This has been a focus of product development, and is at the core of Epiroc technology, ensuring that every generation of products drill faster and more efficiently.

It takes a support team to apply this knowledge, so that customers can be assured they run a profitable and efficient drilling operation in an increasingly competitive business climate.

The bottom line is that the customer can count on Epiroc service and support, supplied by the largest, most dedicated manufacturer of tophammer drilling tools in the world.

Total drilling cost

Partnership to guarantee a lower cost for you operation over term of contract.

Innovation

Continuous innovation, focused on safety, that will guarantee highest productivity.

Digitalization

Smart inventory management on site to guarantee tools availability for your production.

Our customer agreements

Consignment agreements

Partnership to guarantee lower cost for you operation over term of contract.

Supplier

Supply and service agreements

Guarantee for availability and best performance of rock tools for your production.



Supplier and partner

Cost per measure agreements

Partnership to guarantee lower cost for your operation.

Partnership

9866 0424 01 2024-12 Fagersta, Sweden. Legal Notice © Copyright 2024, Epiroc Drilling Tools AB, Fagersta, Sweden. All product names in this publication are trademarks of Epiroc. Any unauthorized use or copying of the contents or any part thereof is prohibited. Illustrations and photos may show equipment with optional extras. No warranty is made regarding specifications or otherwise. Specifications and equipment are subject to change without notice. Consult your Epiroc Customer Center for specific information.

United in performance. Inspired by innovation.

Performance unites us, innovation inspires us, and commitment drives us to keep moving forward. Count on Epiroc to deliver the solutions you need to succeed today and the technology to lead tomorrow.

epiroc.com

Epiroc